

INDEPENDENT AUDITOR'S REPORT

To the Members of
Indiabulls Asset Management Company Limited
Report on the Audit of the Financial Statements

Opinion

We have audited the accompanying Financial Statements of Indiabulls Asset Management Company Limited ("the Company"), which comprise the Balance Sheet as at March 31, 2023, and the Statement of Profit and Loss (including Other Comprehensive Income), Statement of Changes in Equity and Statement of Cash Flows for the year then ended, and notes to the financial statements, including a summary of significant accounting policies and other explanatory information (hereinafter referred to as the "Financial Statements").

In our opinion and to the best of our information and according to the explanations given to us, the aforesaid Financial Statements give the information required by the Companies Act, 2013 ("the Act") in the manner so required and give a true and fair view in conformity with the Indian Accounting Standards prescribed under section 133 of the Act read with the Companies (Indian Accounting Standards) Rules, 2015, as amended, ("Ind AS") and other accounting principles generally accepted in India, of the state of affairs of the Company as at March 31, 2023, the loss and other comprehensive income, its cash flows and changes in equity for the year ended on that date.

Basis for Opinion

We conducted our audit of the Financial Statements in accordance with the Standards on Auditing specified under section 143(10) of the Act ("SAs"). Our responsibilities under those Standards are further described in the Auditor's Responsibilities for the Audit of the Financial Statements section of our report. We are independent of the Company in accordance with the Code of Ethics issued by the Institute of Chartered Accountants of India ("ICAI") together with the ethical requirements that are relevant to our audit of the Financial Statements under the provisions of the Act and the Rules made thereunder, and we have fulfilled our other ethical responsibilities in accordance with these requirements and the ICAI's Code of Ethics. We believe that the audit evidence we have obtained is sufficient and appropriate to provide a basis for our opinion on the Financial Statements.

Information Other than the Financial Statements and Auditor's Report Thereon

The Company's management and Board of Directors are responsible for the other information. The other information comprises the information included in the Company's Directors' report, but does not include the financial statements and our auditor's report thereon.

Our opinion on the Financial Statements does not cover the other information and we do not express any form of assurance conclusion thereon.



Office: D 118, Saket, New Delhi – 110017 Phone: +91 11 4166 3630

Information Other than the Financial Statements and Auditor's Report Thereon (continued)

In connection with our audit of the financial statements, our responsibility is to read the other information and, in doing so, consider whether the other information is materially inconsistent with the financial statements or our knowledge obtained in the audit or otherwise appears to be materially misstated. If, based on the work we have performed, we conclude that there is a material misstatement of this other information, we are required to report that fact. We have nothing to report in this regard.

Management's Responsibility for the Financial Statements

The Company's Board of Directors is responsible for the matters stated in section 134(5) of the Act with respect to the preparation of these Financial Statements that give a true and fair view of the state of affairs (financial position), profit or loss (financial performance including other comprehensive income), changes in equity and cash flows of the Company in accordance with the Ind AS and other accounting principles generally accepted in India. This responsibility also includes maintenance of adequate accounting records in accordance with the provisions of the Act for safeguarding of the assets of the Company and for preventing and detecting frauds and other irregularities; selection and application of appropriate accounting policies; making judgments and estimates that are reasonable and prudent; and design, implementation and maintenance of adequate internal financial controls, that were operating effectively for ensuring the accuracy and completeness of the accounting records, relevant to the preparation and presentation of the Financial Statements that give a true and fair view and are free from material misstatement, whether due to fraud or error.


In preparing the Financial Statements, management is responsible for assessing the Company's ability to continue as a going concern, disclosing, as applicable, matters related to going concern and using the going concern basis of accounting unless management either intends to liquidate the Company or to cease operations, or has no realistic alternative but to do so. Those Board of Directors are also responsible for overseeing the Company's financial reporting process.

Auditor's Responsibilities for the Audit of the Financial Statements

Our objectives are to obtain reasonable assurance about whether the Financial Statements as a whole, are free from material misstatement, whether due to fraud or error, and to issue an auditor's report that includes our opinion. Reasonable assurance is a high level of assurance but is not a guarantee that an audit conducted in accordance with SAs will always detect a material misstatement when it exists. Misstatements can arise from fraud or error and are considered material if, individually or in the aggregate, they could reasonably be expected to influence the economic decisions of users taken on the basis of these Financial Statements.

As part of an audit in accordance with SAs, we exercise professional judgment and maintain professional scepticism throughout the audit. We also:

- Identify and assess the risks of material misstatement of the Financial Statements, whether due to fraud or error, design and perform audit procedures responsive to those risks, and obtain audit evidence that is sufficient and appropriate to provide a basis for our opinion. The risk of not detecting a material misstatement resulting from fraud is higher than for one resulting from error, as fraud may involve collusion, forgery, intentional omissions, misrepresentations, or the override of internal control.
- Obtain an understanding of internal controls relevant to the audit in order to design audit procedures that are appropriate in the circumstances. Under section 143(3)(i) of the Act, we are also responsible for expressing our opinion on whether the Company has adequate internal financial controls system in place and the operating effectiveness of such controls.



Auditor's Responsibilities for the Audit of the Financial Statements (continued)

- Evaluate the appropriateness of accounting policies used and the reasonableness of accounting estimates and related disclosures made by management.
- Conclude on the appropriateness of management's use of the going concern basis of accounting and, based on the audit evidence obtained, whether a material uncertainty exists related to events or conditions that may cast significant doubt on the Company's ability to continue as a going concern. If we conclude that a material uncertainty exists, we are required to draw attention in our auditor's report to the related disclosures in the Financial Statements or, if such disclosures are inadequate, to modify our opinion. Our conclusions are based on the audit evidence obtained up to the date of our auditor's report. However, future events or conditions may cause the Company to cease to continue as a going concern.
- Evaluate the overall presentation, structure and content of the Financial Statements, including the disclosures, and whether the Financial Statements represent the underlying transactions and events in a manner that achieves fair presentation.

We communicate with those charged with governance regarding, among other matters, the planned scope and timing of the audit and significant audit findings, including any significant deficiencies in internal control that we identify during our audit.

We also provide those charged with governance with a statement that we have complied with relevant ethical requirements regarding independence, and to communicate with them all relationships and other matters that may reasonably be thought to bear on our independence, and where applicable, related safeguards.

Other Matters

As fully described in Note 28 of the Financial Statements, the Company has prepared these Financial Statements to give effect to the Scheme of Arrangement of demerger of the specified business of the Company into Indiabulls Investment Management Limited, a fellow subsidiary company, with an appointed date of April 01, 2021. In accordance with the requirements of Ind AS – 103, Business Combinations, as applicable to a business combination of entities under common control, the comparative, reported figures for the year ended March 31, 2022 and as at April 1, 2021, have been restated as if the business combination had occurred from the beginning of the preceding period i.e. April 1, 2021, to incorporate the impact of the demerger in accordance with the Scheme of Arrangement. Our opinion is not modified in respect of this matter.

Report on Other Legal and Regulatory Requirements

1. As required by the Companies (Auditor's Report) Order, 2020 ("the Order"), issued by the Central Government of India in terms of sub-section (11) of section 143 of the Companies Act, 2013, we give in the 'Annexure A', a statement on the matters specified in paragraphs 3 and 4 of the Order, to the extent applicable.

(this space has intentionally been left blank)




Report on Other Legal and Regulatory Requirements (continued)

2. As required by Section 143(3) of the Act, we report that:

- (a) We have sought and obtained all the information and explanations which to the best of our knowledge and belief were necessary for the purposes of our audit.
- (b) In our opinion, proper books of account as required by law have been kept by the Company so far as it appears from our examination of those books.
- (c) The Balance Sheet, the Statement of Profit and Loss including Other Comprehensive Income, the Statement of Changes in Equity and the Statement of Cash Flows dealt with by this Report are in agreement with the relevant books of account.
- (d) In our opinion, the aforesaid Financial Statements comply with the Ind AS specified under Section 133 of the Act, read with Rule 7 of the Companies (Accounts) Rules, 2014.
- (e) On the basis of the written representations received from the directors as on March 31, 2023 taken on record by the Board of Directors, none of the directors is disqualified as on March 31, 2023 from being appointed as a director in terms of Section 164 (2) of the Act.
- (f) With respect to the adequacy of the internal financial controls over financial reporting of the Company with reference to these Financial Statements and the operating effectiveness of such controls, refer to our separate Report in “Annexure B”.
- (g) With respect to the matter to be included in the Auditors’ Report under section 197(16) of the Act :

In our opinion and according to the information and explanations given to us, the Company has taken requisite approvals in the extra ordinary general meeting of its members on October 31, 2022, in respect of remuneration paid to a Whole Time Director during the year ended March 31, 2023 which was in excess of the limit laid down under Section 197 of the Act. The Ministry of Corporate Affairs has not prescribed other details under section 197(16) of the Act which are required to be commented upon by us.


- (h) With respect to the other matters to be included in the Auditor’s Report in accordance with Rule 11 of the Companies (Audit and Auditors) Rules, 2014, in our opinion and to the best of our information and according to the explanations given to us:
 - i) The Company, as detailed in note 30 to the Financial Statements, has disclosed the impact of pending litigations on its financial position as at March 31, 2023.
 - ii) The Company did not have any long-term contracts including derivative contracts for which there were any material foreseeable losses.
 - iii) There were no amounts which were required to be transferred to the Investor Education and Protection Fund by the Company.



Report on Other Legal and Regulatory Requirements (continued)

- iv) a) The management has represented that, to the best of its knowledge and belief, no funds have been advanced or loaned or invested (either from borrowed funds or share premium or any other sources or kind of funds) by the Company to or in any other person or entity, including foreign entities (“Intermediaries”), with the understanding, whether recorded in writing or otherwise, that the Intermediary shall, whether, directly or indirectly lend or invest in other persons or entities identified in any manner whatsoever by or on behalf of the Company (“Ultimate Beneficiaries”) or provide any guarantee, security or the like on behalf of the Ultimate Beneficiaries;
- b) The management has represented that, to the best of its knowledge and belief, no funds have been received by the Company from any person or entity, including foreign entities (“Funding Parties”), with the understanding, whether recorded in writing or otherwise, that the Company shall, whether, directly or indirectly, lend or invest in other persons or entities identified in any manner whatsoever by or on behalf of the Funding Party (“Ultimate Beneficiaries”) or provide any guarantee, security or the like on behalf of the Ultimate Beneficiaries; and
- c) Based on such audit procedures that were considered reasonable and appropriate in the circumstances, nothing has come to our notice that has caused us to believe that the representations under sub-clause (a) and (b) contain any material misstatement.
- v) As proviso to rule 3(1) of the Companies (Accounts) Rules, 2014 is applicable for the Company only w.e.f. April 1, 2023, reporting under this clause is not applicable.
- vi) The Company has not declared/paid any dividend during the year and subsequent to the year-end.

For Ajay Sardana Associates
Chartered Accountants
Firm Registration No. 016827N



Rahul Mukhi
Partner
Membership No.099719
New Delhi, April 22, 2023
UDIN: 23099719BGZACZ9452

Annexure A to the Independent Auditor's Report of even date on the Financial Statements of Indiabulls Asset Management Company Limited for the year ended March 31, 2023

With reference to the Annexure A referred to in the Independent Auditors' Report to the members of the Company on the Financial Statements for the year ended March 31, 2023, we report the following:

(i) (a) (A) The Company has maintained proper records showing full particulars, including quantitative details and situation of property, plant and equipment.

(B) The Company has maintained proper records showing full particulars of intangible assets.

(b) According to the information and explanations given to us and on the basis of our examination of the records of the Company, the Company has a regular programme of physical verification of its property, plant and equipment by which all property, plant and equipment are verified in a phased manner. In accordance with this programme, certain property, plant and equipment were verified during the year. In our opinion, this periodicity of physical verification is reasonable having regard to the size of the Company and the nature of its assets. No material discrepancies were noticed on such verification.

(c) The Company does not have any immovable properties. Accordingly, clause 3(i)(c) of the Order is not applicable.


(d) According to the information and explanations given to us and on the basis of our examination of the records of the Company, the Company has not revalued its property, plant and equipment (including right of use assets) or intangible assets or both during the year.

(e) According to the information and explanations given to us and on the basis of our examination of the records of the Company, there are no proceedings initiated or pending against the Company for holding any benami property under the Prohibition of Benami Property Transactions Act, 1988 and rules made thereunder.

(ii) (a) The Company is a service company and accordingly, it does not hold any inventories. Thus, clause 3 (ii) (a) of the Order is not applicable to the Company.

(b) According to the information and explanations given to us and on the basis of our examination of the records of the Company, the Company has not been sanctioned working capital limits in excess of five crore rupees, in aggregate, from banks or financial institutions on the basis of the security of current assets at any point of time during the year. Accordingly, clause 3(ii)(b) of the Order is not applicable to the Company.

(iii) According to the information and explanations given to us and on the basis of our examination of the records of the Company, the Company has not provided security to or provided guarantees, to companies, firms, limited liability partnerships or any other parties during the year. However, the Company has made investments in and granted secured and unsecured loans to companies, firms, Limited Liability Partnerships and to other parties during the year in respect of which:



Annexure A to the Independent Auditor's Report of even date on the Financial Statements of Indiabulls Asset Management Company Limited for the year ended March 31, 2023 (continued)

(a) During the year the Company has provided loans to companies as follows:

	Loans (Amount in Rs. lakhs)
Aggregate amount granted /provided during the year	
- Holding Company	2,300.00
- Employees	200.00
Balance outstanding as at balance sheet date in respect of the above case	
- Holding Company	-
- Employees*	-

*Balance of Rs. 200.00 lakhs outstanding as at March 31, 2023 transferred to Indiabulls Investment Management Limited in accordance with the Scheme of Arrangement as more fully described in Note 28 to the Financial Statements.

(b) During the year the investments made and the terms and conditions of the grant of all loans to companies or any other parties are not prejudicial to the Company's interest. The Company has not provided guarantees, given security or granted advances in nature of loans during the year and hence not commented upon by us.

(c) According to the information and explanations given to us and on the basis of our examination of the records of the Company, the Company has granted loans during the year to companies where the schedule of repayment of principal and payment of interest has been stipulated and the repayment or receipts are regular.

(d) According to the information and explanations given to us and on the basis of our examination of the records of the Company, there are no amounts of loans and advances in the nature of loans granted to companies, firms, limited liability partnerships or any other parties which are overdue for more than ninety days.


(e) According to the information and explanations given to us and on the basis of our examination of the records of the Company, the Company has not extended / granted fresh loans during the year to the respective parties to settle the dues of the existing loans.

(f) The Company has not granted any loans or advances in the nature of loans, either repayable on demand or without specifying any terms or period of repayment to companies, firms, Limited Liability Partnerships or any other parties. Accordingly, the requirement to report on clause 3(iii)(f) of the Order is not applicable to the Company.

(iv) In our opinion and according to information and explanations given to us, the Company has complied with the provisions of section 185 and 186 of the Companies Act, 2013 in respect of loans and investments, to the extent applicable to it. The Company has not entered into any transactions in respect of security and guarantees covered under section 185 and 186 of the Companies Act, 2013.

(v) The Company has not accepted any deposits or amounts which are deemed to be deposits from the public. Accordingly, clause 3(v) of the Order is not applicable.

(vi) According to the information and explanations given to us, the Central Government has not prescribed the maintenance of cost records under Section 148(1) of the Act for the services provided by it. Accordingly, clause 3(vi) of the Order is not applicable.



Annexure A to the Independent Auditor's Report of even date on the Financial Statements of Indiabulls Asset Management Company Limited for the year ended March 31, 2023 (continued)

(vii) (a) The Company does not have liability in respect of Service tax, Duty of excise, Sales tax and Value added tax during the year since effective 1 July 2017, these statutory dues have been subsumed into Goods and Services Tax ("GST").

According to the information and explanations given to us and on the basis of our examination of the records of the Company, in our opinion amounts deducted / accrued in the books of account in respect of undisputed statutory dues including GST, Provident fund, Employees' State Insurance, Income-Tax, Duty of Customs, Cess and other statutory dues have generally been regularly deposited by the Company with the appropriate authorities.

According to the information and explanations given to us and on the basis of our examination of the records of the Company, no undisputed amounts payable in respect of GST, Provident fund, Employees' State Insurance, Income-Tax, Duty of Customs, Cess and other statutory dues were in arrears as at March 31, 2023 for a period of more than six months from the date they became payable.

(b) According to the information and explanations given to us and on the basis of our examination of the records of the Company, there are no statutory dues relating to GST, Provident Fund, Employees State Insurance, Income-Tax, Sales Tax, Service Tax, Duty of Customs, Value Added Tax or Cess or other statutory dues which have not been deposited on account of any dispute, except as below:

Name of the Statute	Nature of dues	Amount (Rs.)	Period to which the amount relates	Forum where dispute is pending
Income Tax Act, 1961	Income Tax	Rs. 29.06 lacs	Financial year 2019-2020	CIT(Appeals)

(viii) According to the information and explanations given to us and on the basis of our examination of the records of the Company, the Company has not surrendered or disclosed any transactions, previously unrecorded as income in the books of account, in the tax assessments under the Income Tax Act, 1961 as income during the year.

(ix) (a) The Company has not taken any loans or other borrowings from any lender. Hence reporting under clause 3(ix)(a) of the Order is not applicable.


(b) According to the information and explanations given to us and on the basis of our examination of the records of the Company, the Company has not been declared wilful defaulter by any bank or financial institution or government or any government authority.

(c) The Company has not taken any term loan during the year and there are no outstanding term loans at the beginning of the year and hence, reporting under clause 3(ix)(c) of the Order is not applicable.

(d) The Company has not raised any funds on short-term basis during the year. Accordingly, reporting on clause 3(ix)(e) of the Order is not applicable.

(e) The Company does not have any subsidiaries. Accordingly, reporting on clause 3(ix)(e) of the Order is not applicable.

(f) The Company has not raised any loans during the year and hence reporting on clause 3(ix)(f) of the Order is not applicable.



Annexure A to the Independent Auditor's Report of even date on the Financial Statements of Indiabulls Asset Management Company Limited for the year ended March 31, 2023 (continued)

(x) (a) The Company has not raised any moneys by way of initial public offer or further public offer (including debt instruments) Accordingly, clause 3(x)(a) of the Order is not applicable.

(b) According to the information and explanations given to us and on the basis of our examination of the records of the Company, the Company has not made any preferential allotment or private placement of shares or fully or partly convertible debentures during the year. Accordingly, clause 3(x)(b) of the Order is not applicable.

(xi) (a) Based on examination of the books and records of the Company and according to the information and explanations given to us, considering the principles of materiality outlined in the Standards on Auditing, we report that no fraud by the Company or on the Company has been noticed or reported during the course of the audit.

(b) According to the information and explanations given to us, no report under sub-section (12) of Section 143 of the Act has been filed by the auditors in Form ADT-4 as prescribed under Rule 13 of Companies (Audit and Auditors) Rules, 2014 with the Central Government.

(c) As represented to us by the Management, there were no whistle blower complaints received by the Company during the year.

(xii) The Company is not a Nidhi Company. Accordingly, the provisions of clause 3 (xii) are not applicable to the Company.

(xiii) In our opinion, the Company is in compliance with Section 177 and 188 of the Companies Act, 2013 with respect to applicable transactions with the related parties and the details of related party transactions have been disclosed in the Financial Statements as required by the applicable accounting standards.

(xiv) (a) In our opinion the Company has an adequate internal audit system commensurate with the size and the nature of its business.

(b) We have considered the internal audit reports for the year under audit, issued to the Company during the year.


(xv) In our opinion, during the year the Company has not entered into any non-cash transactions with its Directors or persons connected with its directors. and hence provisions of section 192 of the Companies Act, 2013 are not applicable to the Company.

(xvi) (a) In our opinion, the Company is not required to be registered under section 45-IA of the Reserve Bank of India Act, 1934. Hence, reporting under clause 3(xvi)(a), (b) and (c) of the Order is not applicable.

(b) In our opinion, there is no core investment company within the Group (as defined in the Core Investment Companies (Reserve Bank) Directions, 2016) and accordingly reporting under clause 3(xvi)(d) of the Order is not applicable.

(xvii) The Company has incurred cash losses of Rs. 11.37 lakhs during the financial year covered by our audit. The Company did not incur any cash losses during the immediately preceding financial year.

(xviii) There has been no resignation of the statutory auditors during the year. Accordingly, clause 3(xviii) of the Order is not applicable.




Annexure A to the Independent Auditor's Report of even date on the Financial Statements of Indiabulls Asset Management Company Limited for the year ended March 31, 2023 (continued)

(xix) According to the information and explanations given to us and on the basis of the financial ratios, ageing and expected dates of realization of financial assets and payment of financial liabilities, other information accompanying the financial statements, and based on our examination of the evidence supporting the assumptions, nothing has come to our attention, which causes us to believe that any material uncertainty exists as on the date of the audit report that the Company is not capable of meeting its liabilities existing at the date of balance sheet as and when they fall due within a period of one year from the balance sheet date. We, however, state that this is not an assurance as to the future viability of the Company. We further state that our reporting is based on the facts up to the date of the audit report and we neither give any guarantee nor any assurance that all liabilities falling due within a period of one year from the balance sheet date, will get discharged by the Company as and when they fall due.

(xx) In our opinion and according to the information and explanations given to us, there is no unspent amount under sub-section (5) of section 135 of the Act pursuant to any project. Accordingly, clauses 3(xx)(a) and 3(xx)(b) of the Order are not applicable.

For Ajay Sardana Associates
Chartered Accountants
Firm Registration No. 016827N




Rahul Mukhi
Partner

Membership No.099719
New Delhi, April 22, 2023
UDIN: 23099719BGZACZ9452

Annexure B to the Independent Auditor's Report of even date on the Financial Statements of Indiabulls Asset Management Company Limited for the year ended March 31, 2023

Report on the Internal Financial Controls under Clause (i) of Sub-section 3 of Section 143 of the Companies Act, 2013 ("the Act")

We have audited the internal financial controls over financial reporting of Indiabulls Asset Management Company Limited ("the Company") as of March 31, 2023 in conjunction with our audit of the Financial Statements of the Company for the year ended on that date.

Management's Responsibility for Internal Financial Controls


The Company's management is responsible for establishing and maintaining internal financial controls based on the internal control over financial reporting criteria established by the Company considering the essential components of internal control stated in the Guidance Note on Audit of Internal Financial Controls Over Financial Reporting issued by the Institute of Chartered Accountants of India ("ICAI"). These responsibilities include the design, implementation and maintenance of adequate internal financial controls that were operating effectively for ensuring the orderly and efficient conduct of its business, including adherence to Company's policies, the safeguarding of its assets, the prevention and detection of frauds and errors, the accuracy and completeness of the accounting records, and the timely preparation of reliable financial information, as required under the Act.

Auditors' Responsibility

Our responsibility is to express an opinion on the Company's internal financial controls over financial reporting with reference to these Financial Statements based on our audit. We conducted our audit in accordance with the Guidance Note on Audit of Internal Financial Controls Over Financial Reporting (the "Guidance Note") issued by the ICAI and the Standards on Auditing prescribed under Section 143(10) of the Companies Act, 2013, to the extent applicable to an audit of internal financial controls. Those Standards and the Guidance Note require that we comply with ethical requirements and plan and perform the audit to obtain reasonable assurance about whether adequate internal financial controls over financial reporting was established and maintained and if such controls operated effectively in all material respects.

Our audit involves performing procedures to obtain audit evidence about the adequacy of the internal financial controls system over financial reporting with reference to these Financial Statements and their operating effectiveness. Our audit of internal financial controls over financial reporting included obtaining an understanding of internal financial controls over financial reporting with reference to these Financial Statements, assessing the risk that a material weakness exists, and testing and evaluating the design and operating effectiveness of internal control based on the assessed risk. The procedures selected depend on the auditor's judgement, including the assessment of the risks of material misstatement of the financial statements, whether due to fraud or error.

We believe that the audit evidence we have obtained is sufficient and appropriate to provide a basis for our audit opinion on the Company's internal financial controls over financial reporting with reference to these Financial Statements.



Meaning of Internal Financial Controls Over Financial Reporting

A company's internal financial control over financial reporting is a process designed to provide reasonable assurance regarding the reliability of financial reporting and the preparation of financial statements for external purposes in accordance with generally accepted accounting principles. A company's internal financial control over financial reporting includes those policies and procedures that:

- (1) pertain to the maintenance of records that, in reasonable detail, accurately and fairly reflect the transactions and dispositions of the assets of the Company;
- (2) provide reasonable assurance that transactions are recorded as necessary to permit preparation of financial statements in accordance with generally accepted accounting principles, and that receipts and expenditures of the company are being made only in accordance with authorisations of management and directors of the Company; and
- (3) provide reasonable assurance regarding prevention or timely detection of unauthorised acquisition, use, or disposition of the Company's assets that could have a material effect on the financial statements.


Inherent Limitations of Internal Financial Controls Over Financial Reporting

Because of the inherent limitations of internal financial controls over financial reporting, including the possibility of collusion or improper management override of controls, material misstatements due to error or fraud may occur and not be detected. Also, projections of any evaluation of the internal financial controls over financial reporting to future periods are subject to the risk that the internal financial control over financial reporting may become inadequate because of changes in conditions, or that the degree of compliance with the policies or procedures may deteriorate.

Opinion

In our opinion, to the best of our information and according to the explanations given to us, the Company has, in all material respects, adequate internal financial controls over financial reporting with reference to these Financial Statements and such internal financial controls over financial reporting with reference to these Financial Statements were operating effectively as at March 31, 2023, based on the internal control over financial reporting criteria established by the Company considering the essential components of internal control stated in the Guidance Note on Audit of Internal Financial Controls Over Financial Reporting issued by the Institute of Chartered Accountants of India.

For Ajay Sardana Associates
Chartered Accountants
Firm Registration No. 016827N




Rahul Mukhi
Partner

Membership No.099719
New Delhi, April 22, 2023
UDIN: 23099719BGZACZ9452

Indiabulls Asset Management Company Limited
Balance Sheet as at March 31, 2023
All amounts in Rs. Lacs, unless otherwise stated

	Note No.	As at March 31, 2023	As at March 31, 2022 (Restated)	As at April 01, 2021 (Restated)
ASSETS				
(1) Financial Assets				
(a) Cash and cash equivalents	3	3,151.01	1.41	160.33
(b) Receivables				
Trade Receivables	4	15.72	181.30	321.03
(c) Investments	5	6,942.96	9,619.61	9,397.20
(d) Other financial assets	6	<u>507.24</u>	<u>278.32</u>	<u>201.37</u>
		<u>10,616.93</u>	<u>10,080.64</u>	<u>10,079.93</u>
(2) Non-financial Assets				
(a) Current tax assets (Net)	7	7.06	31.64	-
(b) Property, Plant and Equipment	8(a)	-	0.18	1.52
(c) Goodwill (arising on account of Scheme of Arrangement) (Refer Note 28)	8(b)	-	1,072.67	915.37
(d) Other non-financial assets	9	<u>13.24</u>	<u>45.76</u>	<u>41.71</u>
		<u>20.30</u>	<u>1,150.25</u>	<u>958.60</u>
Total Assets		<u><u>10,637.23</u></u>	<u><u>11,230.89</u></u>	<u><u>11,038.53</u></u>
LIABILITIES AND EQUITY				
(3) LIABILITIES				
(i) Financial Liabilities				
(a) Trade payables	10			
(i) total outstanding dues of micro enterprises and small enterprises		-	-	-
(ii) total outstanding dues of creditors other than micro enterprises and small enterprises		6.98	3.19	14.40
(b) Other financial liabilities	11	<u>-</u>	<u>3.75</u>	<u>0.97</u>
		<u>6.98</u>	<u>6.94</u>	<u>15.37</u>
(ii) Non-Financial Liabilities				
(a) Deferred tax liabilities (Net)	12	75.54	107.55	89.10
(b) Provisions	13	5.97	6.65	3.15
(c) Other non-financial liabilities	14	380.64	74.75	206.54
(d) Current tax liabilities (Net)	15	<u>62.98</u>	<u>137.57</u>	<u>458.01</u>
		<u>525.13</u>	<u>326.52</u>	<u>756.80</u>
(4) EQUITY				
(a) Equity Share capital	16	10,000.00	10,000.00	10,000.00
(b) Other Equity	17	<u>105.12</u>	<u>897.43</u>	<u>266.36</u>
		<u>10,105.12</u>	<u>10,897.43</u>	<u>10,266.36</u>
Total Liabilities and Equity		<u><u>10,637.23</u></u>	<u><u>11,230.89</u></u>	<u><u>11,038.53</u></u>


Summary of significant accounting policies 2

The accompanying notes are an integral part of the financial statements

This is the Balance Sheet referred to in our report of even date

For Ajay Sardana Associates
Chartered Accountants
Firm Registration No.016827N

Rahul Mukhi
Partner
Membership No. 099719
New Delhi, April 22, 2023



For and on behalf of the Board of Directors of
Indiabulls Asset Management Company Limited

Amba Malleshwari
Whole time Director
DIN: 01560996
Mumbai, April 22, 2023

Shyam Lal Bansal
Director
DIN: 02910086
Mumbai, April 22, 2023



Ritu Kaushik
Company Secretary
Mumbai, April 22, 2023

Parth Arvind Muria
Chief Financial Officer
Mumbai, April 22, 2023



Indiabulls Asset Management Company Limited
Statement of Profit and Loss for the year ended March 31, 2023
All amounts in Rs. Lacs, unless otherwise stated

Particulars	Note No.	For the year ended March 31,2023	For the year ended March 31,2022 (Restated)
I Revenue from operations			
(i) Fees and commission Income	18	75.70	87.54
(ii) Net gain on fair value changes	19	246.76	312.08
Total Revenue from operations (i+ii)		<u>322.46</u>	<u>399.62</u>
II Other Income	20	619.80	617.88
III Total Income (I+II)		<u>942.26</u>	<u>1,017.50</u>
IV Expenses			
(i) Finance Costs	21	13.52	25.25
(ii) Employee Benefits Expenses	22	80.68	68.57
(iii) Depreciation	8	0.18	1.34
(iv) Other expenses	23	579.59	228.38
Total Expenses (IV)		<u>673.97</u>	<u>323.54</u>
V Profit / (Loss) before exceptional items and tax (III-IV)		268.29	693.96
VI Exceptional Items		-	-
VII Profit/(loss) before tax (V-VI)		268.29	693.96
VIII Tax Expense:			
(1) Current Tax		76.49	164.40
(2) Tax adjustment in respect of earlier years		(13.25)	(116.57)
Net Current tax		63.24	47.83
(3) Deferred Tax expenses		(29.80)	17.60
Income tax expense		<u>33.44</u>	<u>65.43</u>
IX Profit/(loss) for the year from continuing operations (VII-VIII)		234.85	628.53
X Profit/(loss) from discontinued operations		-	-
XI Tax expense of discontinued operations		-	-
XII Profit/(loss) from discontinued operations after tax (X-XI)		-	-
XIII Profit/(loss) for the year (IX+XII)		<u>234.85</u>	<u>628.53</u>
XIV Other Comprehensive Income			
(A) Items that will not be reclassified to profit or loss			
Re-measurement gains/(losses) on defined benefit plans		0.33	(0.56)
(B) Items that will be reclassified to profit or loss			
Income tax relating to items that will not be reclassified to profit or loss		(0.08)	0.14
Subtotal (A)		<u>0.25</u>	<u>(0.42)</u>
Change in fair value of equity instrument carried at fair value through other comprehensive income		(9.11)	3.95
Income tax relating to items that will be reclassified to profit or loss		2.29	(0.99)
Subtotal (B)		<u>(6.82)</u>	<u>2.96</u>
Other Comprehensive Income / (Loss) (A+B)		<u>(6.57)</u>	<u>2.54</u>
XV Total Comprehensive Income / (Loss) for the year		<u>228.28</u>	<u>631.07</u>



Indiabulls Asset Management Company Limited
Statement of Profit and Loss for the year ended March 31, 2023 (continued)

XVI	Earnings per equity share :	40		
	(1) Basic (in INR)		0.23	0.63
	(2) Diluted (in INR)		0.23	0.63


Summary of significant accounting policies 2

The accompanying notes are an integral part of the financial statements


This is the Statement of Profit and Loss referred to in our report of even date


For Ajay Sardana Associates
Chartered Accountants
Firm Registration No.016827N


Rahul Mukhi
Partner
Membership No. 099719
New Delhi, April 22, 2023





For and on behalf of the Board of Directors of
Indiabulls Asset Management Company Limited


Ambar Maheshwar
Whole time Director
DIN : 08560996
Mumbai, April 22, 2023


Shyam Lal Bansal
Director
DIN : 02910086
Mumbai, April 22, 2023


Ritu Kaushik
Company Secretary
Mumbai, April 22, 2023


Parth Arvind Muria
Chief Financial Officer
Mumbai, April 22, 2023



Indiabulls Asset Management Company Limited
Statement of Changes in Equity for the year ended March 31, 2023
All amounts in Rs. Lacs, unless otherwise stated

Equity Share Capital

Opening balance as at April 01, 2022 (Restated) (Refer Note 28)	Changes in equity share capital due to prior period errors	Restated balance as at April 1, 2022	Changes in equity share capital during the year	Balance as at March 31, 2023
10,000.00	-	10,000.00	-	10,000.00

Opening balance as at April 01, 2021 (Restated) (Refer Note 28)	Changes in equity share capital due to prior period errors	Restated balance as at April 1, 2021	Changes in equity share capital during the year	Balance as at March 31, 2022 (Restated)
10,000.00	-	10,000.00	-	10,000.00

Other Equity

Description	Reserves and Surplus		Items of other comprehensive income	Total
	Retained earnings			
Balance as at April 01, 2021 (Restated)	251.43		14.93	266.36
Changes in accounting policy/prior period errors	-		-	-
Restated balance at the beginning of the previous reporting year	251.43		14.93	266.36
Profit for the year	628.53		(0.42)	628.11
Remeasurements of the defined benefit plans through Other Comprehensive Income	(0.42)		0.42	-
Change in fair value of equity instrument carried at fair value through other comprehensive income	-		2.96	2.96
Balance as at March 31, 2022 (Restated)	879.54		17.89	897.43
Changes in accounting policy/prior period errors	-		-	-
Restated balance at the beginning of the current reporting year	879.54		17.89	897.43
Profit / (Loss) for the year	234.85		0.25	235.10
Remeasurements of the defined benefit plans through Other Comprehensive Income	0.25		(0.25)	-
Change in fair value of equity instrument carried at fair value through other comprehensive income	-		(6.82)	(6.82)
Impact of Scheme of Arrangement (Refer Note 28)	(1,020.59)		-	(1,020.59)
Balance as at March 31, 2023	94.05		11.07	105.12

Summary of significant accounting policies


Refer Note 2

The accompanying notes are an integral part of the financial statements

This is the Statement of Changes in Equity as referred to in our report of even date

For Ajay Sardana Associates
Chartered Accountants
Firm Registration No.016827N

Rahul Mukherjee
Partner
Membership No. 099719
New Delhi, April 22, 2023




For and on behalf of the Board of Directors of
Indiabulls Asset Management Company Limited

Ambaj Maheshwari
Whole time Director
DIN : 08560996
Mumbai, April 22, 2023

Ritu Kaushik
Company Secretary
Mumbai, April 22, 2023

Shyam Lal Bansal
Director
DIN : 02910086
Mumbai, April 22, 2023

Parth Arvind Muria
Chief Financial Officer
Mumbai, April 22, 2023



Indiabulls Asset Management Company Limited
Statement of Cash flows for the year ended March 31,2023
All amounts in Rs. Lacs, unless otherwise stated

	For the year ended March 31, 2023	For the year ended March 31, 2022 (Restated)
A Cash flow from operating activities :		
Net Profit/ (loss) before tax	268.29	693.96
Adjustments for:		
Realised gain on financial instruments though profit or loss	(279.38)	(238.46)
Unrealised Loss/(Gain) on Units of Mutual Funds/Bonds	32.62	(73.62)
Balance written back	(7.50)	(14.49)
Profit on sale of Fixed Assets	(0.04)	-
Interest income	(612.26)	(603.39)
Bad debt written off	189.67	15.36
Provision for gratuity and leave encashment	1.91	2.95
Depreciation and amortization expense	0.18	1.34
Operating Profit/(Loss) before working capital changes	(406.51)	(216.35)
Changes in working capital:		
Trade Receivables	(24.09)	124.37
Other non-financial assets	32.52	(4.05)
Trade payables	3.79	(11.21)
Other financial liabilities	(3.75)	2.78
Impact of Scheme of Arrangement (Refer Note 28)	52.08	(157.30)
Provisions	(2.26)	-
Other non-financial liabilities	313.59	(117.30)
Cash used in operations	-34.83	(379.06)
Direct taxes (paid)/refund (net)	(113.25)	(399.92)
Net cash generated from/(used in) operating activities	(148.08)	(778.98)
B Cash flow from investing activities		
Interest received	383.34	526.44
Sale of fixed assets	0.04	-
Sale/ (Purchase) of Investments (net)	2,914.30	93.62
Net cash generated from/(used in) investing activities	3,297.68	620.06
C Cash flow from financing activities		
Net cash generated from/(used in) financing activities	-	-
D Net increase / (decrease) in cash and cash equivalents (A+B+C)	3,149.60	(158.92)
E Cash and cash equivalents at the beginning of the year	1.41	160.33
Cash and cash equivalents at the close of the year (D + E) [Refer Note: 3]	3,151.01	1.41


This Statement of Cash Flows has been prepared under the indirect method as set out in Indian Accounting Standard (Ind AS 7) Statement of Cash Flows.

The accompanying notes are an integral part of the financial statements

This is the Statement of Cash flows referred to in our report of even date

For Ajay Sardana Associates
Chartered Accountants
Firm Registration No. 016827N

Rahul Mukhi
Partner
Membership No. 099719
New Delhi, April 22, 2023




For and on behalf of the Board of Directors of
Indiabulls Asset Management Company Limited

Ambar Maheshwari
Whole time Director
DIN : 08360996
Mumbai, April 22, 2023

Ritu Kaushik
Company Secretary
Mumbai, April 22, 2023

Shyam Lal Bansal
Director
DIN : 02910086
Mumbai, April 22, 2023

Parth Arvind Muria
Chief Financial Officer
Mumbai, April 22, 2023



Indiabulls Asset Management Company Limited
Notes to the financial statements for the year ended March 31, 2023
All amounts in Rs. Lacs, unless otherwise stated

Note - 1

Corporate information:

Indiabulls Asset Management Company Limited ("the Company") was incorporated on April 10, 2008 vide registration No.U65991DL2008PLC176627 as a wholly owned subsidiary of Indiabulls Housing Finance Limited (IHFL).

The Company's principal activity is to act as an investment manager to Indiabulls Mutual Fund ("the Fund"). The Company is registered with Securities and Exchange Board of India ('SEBI') under SEBI (Mutual Fund) Regulations, 1996. The Company manages the investment portfolio of the Fund and provides various administrative services to the Fund and Trustee Company as laid down in the Investment Management Agreement dated November 07, 2008 and amended from time to time.

In accordance with the Scheme of Arrangement (Refer Note 28), and pursuant to the Company's application seeking approval from the Securities and Exchange Board of India, the Company received approval from SEBI vide letter dated March 8, 2023 to transfer the Company's Portfolio Management business to Indiabulls Investment Management Limited in terms of the SEBI (Portfolio Managers) Regulations 2020 and for the change in investment manager of Indiabulls AIF and Indiabulls Investment Trust from Indiabulls Asset Management Company Limited to Indiabulls Investment Management Limited vide letter dated February 24, 2023.

Note - 2

Summary of significant accounting policies:

i) General information and statement of compliance with Ind AS:

These financial statements ("Financial Statements") of the Company have been prepared in accordance with the Indian Accounting Standards as notified under section 133 of the Companies Act 2013 read with the Companies (Indian Accounting Standards) Rules 2015 (by Ministry of Corporate Affairs ("MCA")). The Company has uniformly applied the accounting policies during the periods presented.

The financial statements for the year ended 31 March 2023 were authorized and approved for issue by the Board of Directors on April 22, 2023.

ii) Basis of preparation:

These financial statements have been prepared in Indian Rupee which is the functional currency of the Company. These financial statements have been prepared on historical cost basis, except for certain financial instruments which are measured at fair value or amortized cost at the end of each reporting period, as explained in the accounting policies below. Historical cost is generally based on the fair value of the consideration given in exchange for goods and services. Fair value is the price that would be received to sell an asset or paid to transfer a liability in an orderly transaction between market participants at the measurement date.

The statement of cash flows have been prepared under indirect method.

iii) Use of estimates and judgements:

In preparing these Ind AS financial statements, management has made judgements, estimates and assumptions that affect the application of accounting policies and the reported amounts of assets, liabilities, income and expenses. Actual results may differ from these estimates. Estimates and underlying assumptions are reviewed on an ongoing basis. Revisions to accounting estimates are recognized prospectively.

iv) Revenue recognition:

The Company recognises revenue from contracts with customers based on a five step model as set out in Ind AS 115, Revenue from Contracts with Customers, to determine when to recognize revenue and at what amount. Revenue is measured based on the consideration specified in the contract with a customer. Revenue from contracts with customers is recognised when services are provided and it is highly probable that a significant reversal of revenue is not expected to occur.

Revenue is measured based on the transaction price, which is the consideration, adjusted for volume discounts, rebates, scheme allowances, price concessions, incentives, and returns, if any, as specified in the contracts with the customers. Revenue excludes taxes collected from customers on behalf of the government. Accruals for discounts/incentives and returns are estimated (using the most likely method) based on accumulated experience and underlying schemes and agreements with customers.

The Company principally generates revenue by providing asset management services to Indiabulls Mutual fund. The Company receives investment management fees from the mutual fund which is charged as a percent of the Assets Under Management (AUM) and is recognised on accrual basis. The maximum amount of management fee that can be charged is subject to applicable regulations. The contract includes a single performance obligation (series of distinct services) that is satisfied over time and the investment management fees earned are considered as variable consideration.

Prior to the Scheme of Arrangement becoming effective, the Company also provided portfolio management services and advisory services to its clients wherein a separate agreement was entered into with each client. The Company earned management fees generally charged as a percent of the Assets Under Management (AUM) and recognised on an accrual basis. The Company, in certain instances also had a right to charge performance fee to the clients if the portfolio achieves a particular level of performance as mentioned in the agreement with the client, to the extent permissible under applicable regulations. Generally, no upfront fee was charged to the clients. The contracts included a single performance obligation (series of distinct services) that was satisfied over time and the management fees and / or the performance fees earned were considered as variable consideration.

Dividend income is recorded when the right to receive payment is established. Interest income is recognised using the effective interest method.

v) Scheme expenses & commission

Expenses incurred on behalf of schemes of Indiabulls Mutual Fund are recognised in the statement of profit and loss under Fee and Commission, Marketing, advertisement and publicity and scheme expenses unless considered recoverable from the schemes in accordance with the provisions of SEBI (Mutual Fund) Regulations, 1996. Expenses directly incurred for the schemes of Indiabulls Mutual Fund are charged to the statement of profit and loss under respective heads. New Fund Offer (NFO) expenses on the launch of schemes are borne by the Company and recognised in the Statement of Profit and Loss as and when incurred.

vi) Leases:

The Company assesses at contract inception whether a contract is, or contains, a lease. That is, if the contract conveys the right to control the use of an identified asset for a period of time in exchange for consideration.

Company as a lessee

The Company applies a single recognition and measurement approach for all leases, except for short-term leases and leases of low-value assets. The Company recognizes lease liabilities to make lease payments and right-of-use assets representing the right to use the underlying assets.

(a) Right-of-use Assets (ROU Assets)

The Company recognizes right-of-use assets at the commencement date of the lease (i.e., the date the underlying asset is available for use). Right-of-use assets are measured at cost, less any accumulated depreciation and impairment losses, and adjusted for any remeasurement of lease liabilities. The cost of right-of-use assets includes the amount of lease liabilities recognized, initial direct costs incurred, and lease payments made at or before the commencement date less any lease incentives received. Right-of-use assets are depreciated on a straight-line basis over the shorter of the lease term and the estimated useful lives of the assets. If ownership of the leased asset transfers to the Company at the end of the lease term or the cost reflects the exercise of a purchase option, depreciation is calculated using the estimated useful life of the asset.



Note - 2

Summary of significant accounting policies: (continued)

vi) Leases: (continued)

(b) Lease Liabilities

At the commencement date of the lease, the Company recognizes lease liabilities measured at the present value of lease payments to be made over the lease term. The lease payments include fixed payments (including in substance fixed payments) less any lease incentives receivable, variable lease payments that depend on an index or a rate, and amounts expected to be paid under residual value guarantees. The lease payments also include the exercise price of a purchase option reasonably certain to be exercised by the Company and payments of penalties for terminating the lease, if the lease term reflects the Company exercising the option to terminate. Variable lease payments that do not depend on an index or a rate are recognized as expenses (unless they are incurred to produce inventories) in the period in which the event or condition that triggers the payment occurs. In calculating the present value of lease payments, the Company uses its incremental borrowing rate at the lease commencement date because the interest rate implicit in the lease is not readily determinable. After the commencement date, the amount of lease liabilities is increased to reflect the accretion of interest and reduced for the lease payments made. In addition, the carrying amount of lease liabilities is remeasured if there is a modification, a change in the lease term, a change in the lease payments (e.g., changes to future payments resulting from a change in an index or rate used to determine such lease payments) or a change in the assessment of an option to purchase the underlying asset. Lease liability and ROU assets have been separately presented in the Balance Sheet and lease payments have been classified as financing cash flows.

(c) Short-term leases and leases of low-value assets

The Company applies the short-term lease recognition exemption to its short-term leases (i.e., those leases that have a lease term of 12 months or less from the commencement date and do not contain a purchase option). It also applies the lease of low-value assets recognition exemption to leases of office equipment that are considered to be low value. Lease payments on short-term leases and leases of low-value assets are recognized as expense on a straight-line basis over the lease term.

Company as a lessor

Leases in which the Company does not transfer substantially all the risks and rewards incidental to ownership of an asset are classified as operating leases. Rental income arising is accounted for on a straight-line basis over the lease terms. Initial direct costs incurred in negotiating and arranging an operating lease are added to the carrying amount of the leased asset and recognized over the lease term on the same basis as rental income. Contingent rents are recognized as revenue in the period in which they are earned.

vii) Cost recognition:

Costs and expenses are recognised when incurred and have been classified according to their nature.

viii) Foreign currency:

Foreign currency transactions are recorded at exchange rates prevailing on the date of the transaction. Foreign currency denominated monetary assets and liabilities are retranslated at the exchange rate prevailing on the balance sheet date and exchange gains and losses arising on settlement and restatement are recognised in the statement of profit and loss. Non-monetary assets and liabilities that are measured in terms of historical cost in foreign currencies are not retranslated.

ix) Income taxes:

Income tax expense comprises current tax expense and the net change in the deferred tax asset or liability during the year. Current and deferred taxes are recognised in statement of profit and loss, except when they relate to items that are recognised in other comprehensive income or directly in equity, in which case, the current and deferred tax are also recognised in other comprehensive income or directly in equity, respectively.

Deferred income taxes

Deferred income tax is recognised using the balance sheet approach. Deferred income tax assets and liabilities are recognised for deductible and taxable temporary differences arising between the tax base of assets and liabilities and their carrying amount, except when the deferred income tax arises from the initial recognition of an asset or liability in a transaction that is not a business combination and affects neither accounting nor taxable profit or loss at the time of the transaction.

Deferred income tax assets are recognised to the extent that it is probable that taxable profit will be available against which the deductible temporary differences and the carry forward of unused tax credits and unused tax losses can be utilised.

The carrying amount of deferred income tax assets is reviewed at each reporting date and reduced to the extent that it is no longer probable that sufficient taxable profit will be available to allow all or part of the deferred income tax asset to be utilised.

Deferred tax assets and liabilities are measured using substantively enacted tax rates expected to apply to taxable income in the years in which the temporary differences are expected to be received or settled.

Deferred tax assets include Minimum Alternative Tax (MAT) paid in accordance with the tax laws in India, to the extent it would be available for set off against future current income tax liability. Accordingly, MAT is recognised as deferred tax asset in the balance sheet when the asset can be measured reliably and it is probable that the future economic benefit associated with the asset will be realised.

x) Provisions and contingent liabilities

A provision is recognised when the Company has a present obligation as a result of past event and it is probable that an outflow of resources will be required to settle the obligation, in respect of which a reliable estimate can be made. These are reviewed at each balance sheet date and adjusted to reflect the current best estimates.

Contingent liabilities are disclosed when there is a possible obligation arising from past events, the existence of which will be confirmed only by the occurrence or non-occurrence of one or more uncertain future events not wholly within the control of the Company or a present obligation that arises from past events where it is either not probable that an outflow of resources will be required to settle the obligation or a reliable estimate of the amount cannot be made. Contingent assets are neither recognised nor disclosed in the financial statements.

xi) Financial instruments:

(a) Financial assets

Initial Recognition and Measurement

Financial assets are recognised when the Company becomes a party to the contractual provisions of the instrument. Financial assets are initially measured at fair value. Transaction costs that are directly attributable to the acquisition or issue of financial assets (other than financial assets at fair value through profit or loss) are added to or deducted from the fair value measured on initial recognition of financial asset.

Cash and cash equivalents


The Company considers all highly liquid financial instruments, which are readily convertible into known amounts of cash that are subject to an insignificant risk of change in value and having original maturities of three months or less from the date of purchase, to be cash equivalents. Cash and cash equivalents consist of balances with banks which are unrestricted for withdrawal and usage.

Subsequent Measurement

Financial Assets measured at amortized cost: Financial assets are subsequently measured at amortised cost if these financial assets are held within a business whose objective is to hold these assets to collect contractual cash flows and the contractual terms of the financial assets give rise on specified dates to cash flows that are solely payments of principal and interest on the principal amount outstanding.

Financial Assets measured at Fair value through other comprehensive income: Financial assets are measured at fair value through other comprehensive income if these financial assets are held within a business whose objective is achieved by both collecting contractual cash flows on specified dates that are solely payments of principal and interest on the principal amount outstanding and selling financial assets.

The Company has made an irrevocable election to present subsequent changes in the fair value of equity investments not held for trading in other comprehensive income.



Note - 2

Summary of significant accounting policies: (continued)

xi) Financial instruments: (continued)

Financial Assets measured at Fair value through profit or loss: Financial assets are measured at fair value through profit or loss unless they are measured at amortised cost or at fair value through other comprehensive income on initial recognition. The transaction costs directly attributable to the acquisition of financial assets and liabilities at fair value through profit or loss are immediately recognised in statement of profit and loss.

Equity instruments

An equity instrument is a contract that evidences residual interest in the assets of the Company after deducting all of its liabilities. Equity instruments issued by the Company are recognised at the proceeds received net of direct issue cost.

Impairment of Financial Assets

The Company assesses at each date of balance sheet whether a financial asset or a group of financial assets is impaired. Ind AS 109 requires expected credit losses to be measured through a loss allowance. In determining the allowances for doubtful trade receivables, the Company has used a practical expedient by computing the expected credit loss allowance for trade receivables based on a provision matrix. The provision matrix takes into account historical credit loss experience and is adjusted for forward looking information. The expected credit loss allowance is based on the ageing of the receivables that are due and allowance rates used in the provision matrix. For all other financial assets, expected credit losses are measured at an amount equal to the 12-months expected credit losses or at an amount equal to the life time expected credit losses if the credit risk on the financial asset has increased significantly since initial recognition.

Derecognition

The Company derecognises a financial asset only when the contractual rights to the cash flows from the asset expire, or when it transfers the financial asset and substantially all the risks and rewards of ownership of the asset to another entity.

(b) Financial Liabilities

Initial recognition and measurement

Financial liabilities are classified, at initial recognition, as financial liabilities at fair value through profit or loss, borrowings, payables, or as derivatives designated as hedging instruments in an effective hedge, as appropriate. All financial liabilities are recognized initially at fair value and, in the case of borrowings and payables, net of directly attributable transaction costs. The Company's financial liabilities include trade and other payables.

Subsequent measurement

The measurement of financial liabilities depends on their classification, as described below:

Financial liabilities at amortized cost

After initial measurement, such financial liabilities are subsequently measured at amortized cost using the EIR method. Gains and losses are in profit or loss when the liabilities are derecognized as well as through the EIR amortization process. Amortized cost is calculated by taking into account any discount or premium on acquisition and fees or costs that are an integral part of the EIR. The EIR amortization is included in finance costs in the profit or loss. This category generally applies to trade payables and other contractual liabilities.

Financial liabilities at fair value through profit or loss

Financial liabilities at fair value through profit or loss include financial liabilities held for trading and financial liabilities designated upon initial recognition as at fair value through profit or loss. Financial liabilities are classified as held for trading if they are incurred for the purpose of repurchasing in the near term. This category also includes derivative financial instruments entered into by the Company that are not designated as hedging instruments in hedge relationships as defined by Ind-AS 109.

Gains or losses on liabilities held for trading are recognized in the profit or loss.

Financial liabilities designated upon initial recognition at fair value through profit or loss are designated at the initial date of recognition, and only if the criteria in Ind AS 109 are satisfied. For liabilities designated as FVTPL, fair value gains/losses attributable to changes in own credit risk are recognized in OCI. These gains/losses are not subsequently transferred to profit and loss. However, the Company may transfer the cumulative gain or loss within equity. All other changes in fair value of such liability are recognized in the statement of profit or loss. The Company has not designated any financial liability as at fair value through profit and loss.

Derecognition

A financial liability is derecognized when the obligation under the liability is discharged or cancelled or expires. When an existing financial liability is replaced by another from the same lender on substantially different terms, or the terms of an existing liability are substantially modified, such an exchange or modification is treated as the derecognition of the original liability and the recognition of a new liability. The difference in the respective carrying amounts is recognized in the statement of profit or loss.

xii) Investment in subsidiaries:

Investment in subsidiaries are measured at cost less impairment loss, if any.

xiii) Property, plant and equipment:

Property, plant and equipment are stated at cost comprising of purchase price and any initial directly attributable cost of bringing the asset to its working condition for its intended use, less accumulated depreciation (other than freehold land) and impairment loss, if any.

Depreciation is provided for property, plant and equipment on a straight line basis so as to expense the cost less residual value over their estimated useful lives based on a technical evaluation. The estimated useful lives and residual value are reviewed at the end of each reporting period, with the effect of any change in estimate accounted for on a prospective basis.

The estimated useful lives are as mentioned below:

Type of asset	Useful lives
Vehicle	5 years
Furniture and fixtures	10 years
Computer	3 years
Office Equipment	5 years
Leasehold Improvements	10 years

Assets held under finance lease are depreciated over the shorter of the lease term and their useful lives.

Depreciation is not recorded on capital work-in-progress until construction and installation is complete and the asset is ready for its intended use.

xiv) Intangible assets:

Intangible assets purchased are measured at cost as of the date of acquisition, as applicable, less accumulated amortisation and accumulated impairment, if any.

Intangible assets consist of rights under licensing agreement and software licences which are amortised over license period which equates the useful life ranging between 2-5 years on a straight line basis over the period of its economic useful life.

xv) Impairment of Non-financial assets

Tangible and intangible assets

Property, plant and equipment and intangible assets with finite life are evaluated for recoverability whenever there is any indication that their carrying amounts may not be recoverable. If any such indication exists, the recoverable amount (i.e. higher of the fair value less cost to sell and the value-in-use) is determined on an individual asset basis unless the asset does not generate cash flows that are largely independent of those from other assets. In such cases, the recoverable amount is determined for the Cash Generating Unit (CGU) to which the asset belongs.

If the recoverable amount of an asset (or CGU) is estimated to be less than its carrying amount, the carrying amount of the asset (or CGU) is reduced to its recoverable amount. An impairment loss is recognised in the statement of profit and loss.



Note - 2

Summary of significant accounting policies: (continued)

xvi) Employee benefits:

(i) Defined benefit plans

For defined benefit plans, the cost of providing benefits is determined using the Projected Unit Credit Method, with actuarial valuations being carried out at each balance sheet date. Remeasurement, comprising actuarial gains and losses, the effect of the changes to the asset ceiling and the return on plan assets (excluding interest), is reflected immediately in the balance sheet with a charge or credit recognised in other comprehensive income in the period in which they occur. Past service cost, both vested and unvested, is recognised as an expense at the earlier of (a) when the plan amendment or curtailment occurs; and (b) when the entity recognises related restructuring costs or termination benefits.

The retirement benefit obligations recognised in the balance sheet represents the present value of the defined benefit obligations reduced by the fair value of scheme assets. Any asset resulting from this calculation is limited to the present value of available refunds and reductions in future contributions to the scheme.

(ii) Defined contribution plans

Contributions to defined contribution plans are recognised as expense when employees have rendered services entitling them to such benefits.

(iii) Short-term employee benefits

All employee benefits payable wholly within twelve months of rendering the service are classified as short-term employee benefits. Benefits such as salaries, wages etc. and the expected cost of ex-gratia are recognised in the period in which the employee renders the related service. A liability is recognised for the amount expected to be paid when there is a present legal or constructive obligation to pay this amount as a result of past service provided by the employee and the obligation can be estimated reliably.

(iv) Compensated absences

Compensated absences which are expected to occur within twelve months after the end of the period in which the employee renders the related services are recognised as undiscounted liability at the balance sheet date. Compensated absences which are not expected to occur within twelve months after the end of the period in which the employee renders the related services are recognised as an actuarially determined liability at the present value of the defined benefit obligation at the balance sheet date.

xvii) Earnings per share:

Basic earnings per share is computed by dividing profit or loss attributable to equity shareholders of the Company by the weighted average number of equity shares outstanding during the year. The Company did not have any potentially dilutive securities in any of the years presented.

xviii) Segment reporting:

The Company identifies primary segments based on the dominant source, nature of risks and returns and the internal organisation and management structure. The operating segments are the segments for which separate financial information is available and for which operating profit/loss amounts are evaluated regularly by the executive management in deciding how to allocate resources and in assessing performance.

xiv) Business combinations under common control

Business combinations under common control are accounted for using the pooling of interest method as at the date of the acquisition, which is the date at which control is transferred to the Company. The consideration transferred in the acquisition and the identifiable assets acquired and liabilities assumed are recognised at carrying value on their acquisition date. Goodwill is initially measured at cost, being the excess of the aggregate of the consideration transferred and the amount recognised for net identifiable assets acquired and liabilities assumed.

xix) Recent accounting pronouncements:

The Ministry of Corporate Affairs ("MCA") notifies new standards or amendments to the existing standards under Companies (Indian Accounting Standards) Rules as issued from time to time. On March 31, 2023, MCA amended the Companies (Indian Accounting Standards) Rules, 2015 by issuing the Companies (Indian Accounting Standards) Amendment Rules, 2023, applicable from April 1, 2023, as below:

Ind AS 1 – Presentation of Financial Statements

The amendments require companies to disclose their material accounting policies rather than their significant accounting policies. Accounting policy information, together with other information, is material when it can reasonably be expected to influence decisions of primary users of general purpose financial statements. The Company does not expect this amendment to have any significant impact in its financial statements.


Ind AS 12 – Income Taxes

The amendments clarify how companies account for deferred tax on transactions such as leases and decommissioning obligations. The amendments narrowed the scope of the recognition exemption in paragraphs 15 and 24 of Ind AS 12 (recognition exemption) so that it no longer applies to transactions that, on initial recognition, give rise to equal taxable and deductible temporary differences. The Company is evaluating the impact, if any, in its financial statements.

Ind AS 8 – Accounting Policies, Changes in Accounting Estimates and Errors

The amendments will help entities to distinguish between accounting policies and accounting estimates. The definition of a change in accounting estimates has been replaced with a definition of accounting estimates. Under the new definition, accounting estimates are "monetary amounts in financial statements that are subject to measurement uncertainty". Entities develop accounting estimates if accounting policies require items in financial statements to be measured in a way that involves measurement uncertainty. The Company does not expect this amendment to have any significant impact in its financial statements.

(this space has intentionally been left blank)



Indiabulls Asset Management Company Limited
Notes to the financial statements for the year ended March 31, 2023
All amounts in Rs. Lacs, unless otherwise stated

	As at March 31, 2023	As at March 31, 2022 (Restated)	As at April 01, 2021 (Restated)
Note:3			
Cash and cash equivalents:			
i) Cash on hand	0.04	0.10	0.12
ii) Balances with Banks :			
In Current accounts	50.52	1.31	160.21
In Fixed Deposit accounts	3,100.45	-	-
As per Balance Sheet	3,151.01	1.41	160.33

	As at March 31, 2023	As at March 31, 2022 (Restated)	As at April 01, 2021 (Restated)
Note:4			
Trade Receivables:			
- Unsecured, considered good	15.72	181.30	321.03
As per Balance Sheet	15.72	181.30	321.03

(i) Ageing schedule as at 31 March 2023

Sr. no.	Particulars	Less than 6 months	6 months -1 year	1-2 years	2-3 years	More than 3 years	Total
(i)	Undisputed Trade receivables – considered good	15.72	-	-	-	-	15.72
(ii)	Undisputed Trade Receivables – which have significant increase in credit risk	-	-	-	-	-	-
(iii)	Undisputed Trade Receivables – credit impaired	-	-	-	-	-	-
(iv)	Disputed Trade Receivables – considered good	-	-	-	-	-	-
(v)	Disputed Trade Receivables – which have significant increase in credit risk	-	-	-	-	-	-
(vi)	Disputed Trade Receivables – credit impaired	-	-	-	-	-	-

(ii) Ageing schedule as at 31 March 2022 (Restated)

Sr. no.	Particulars	Less than 6 months	6 months -1 year	1-2 years	2-3 years	More than 3 years	Total
(i)	Undisputed Trade receivables – considered good	181.30	-	-	-	-	181.30
(ii)	Undisputed Trade Receivables – which have significant increase in credit risk	-	-	-	-	-	-
(iii)	Undisputed Trade Receivables – credit impaired	-	-	-	-	-	-
(iv)	Disputed Trade Receivables – considered good	-	-	-	-	-	-
(v)	Disputed Trade Receivables – which have significant increase in credit risk	-	-	-	-	-	-
(vi)	Disputed Trade Receivables – credit impaired	-	-	-	-	-	-


(iii) Ageing schedule as at 01 April 2021 (Restated)

Sr. no.	Particulars	Less than 6 months	6 months -1 year	1-2 years	2-3 years	More than 3 years	Total
(i)	Undisputed Trade receivables – considered good	321.03	-	-	-	-	321.03
(ii)	Undisputed Trade Receivables – which have significant increase in credit risk	-	-	-	-	-	-
(iii)	Undisputed Trade Receivables – credit impaired	-	-	-	-	-	-
(iv)	Disputed Trade Receivables – considered good	-	-	-	-	-	-
(v)	Disputed Trade Receivables – which have significant increase in credit risk	-	-	-	-	-	-
(vi)	Disputed Trade Receivables – credit impaired	-	-	-	-	-	-



Indiabulls Asset Management Company Limited
Notes to the financial statements for the year ended March 31, 2023
All amounts in Rs. Lacs, unless otherwise stated

	As at March 31, 2023	As at March 31, 2022 (Restated)	As at April 01, 2021 (Restated)
Note:5			
Investments			
A. At fair value through other comprehensive income:			
Investments in equity instruments (unquoted)			
MF Utilities India Private Limited [500,000 (March 31, 2022: 500,000 and April 01, 2021: 500,000) equity shares of face value of Rs. 1 each]	19.78	28.90	24.95
AMC Repo Clearing Limited [48,600 (March 31, 2022: Nil and April 01, 2021: Nil) equity shares of face value of Rs. 10 each]	4.86	-	-
B. At fair value through statement of profit and loss :			
1. Investment in units of Mutual Funds (unquoted)			
a) Indiabulls Blue Chip Fund Direct Growth [No. of units 43,624.161 (March 31, 2022: 43,624.161 and April 01, 2021: 43,624.161) NAV Rs. 32.7100 (March 31, 2022 Rs. 32.4200 and April 01, 2021 Rs. 28.1800) per unit]	14.27	14.14	12.29
b) Indiabulls Arbitrage Fund Direct Growth [No. of units 1,85,857.496 (March 31, 2022: 21,62,668.350 and April 01, 2021: 1,85,857.496) NAV Rs. 15.8644 (March 31, 2022 Rs. 15.229) and April 01, 2021 Rs. 14.7809) per unit]	29.49	329.35	27.47
c) Indiabulls Overnight Fund - Direct Plan - Growth [No. of units 5,000.000 (March 31, 2022: 23,399.677 and April 01, 2021 : 231,996.493) NAV Rs. 1,158.9452 (March 31, 2022: Rs. 1,101.3342 and April 01, 2021 Rs. 1,067.2531) per unit]	57.95	257.71	2,475.99
d) Indiabulls Value Fund - Direct Plan - Growth [No. of units 202,017.191 (March 31, 2022: 202,017.191 and April 01, 2021 : 202,017.191) NAV Rs. 18.8478 (March 31, 2022: Rs. 19.0745 and April 01, 2021 Rs. 15.7604) per unit]	38.08	38.53	31.84
e) Indiabulls Dynamic Bond Fund Direct Plan Growth [No. of units 32,711.420 (March 31, 2022: 32,711.420 and April 01, 2021: 32,711.420) NAV Rs. 1,305.7121 (March 31, 2022 Rs. 1,252.4728 and April 01, 2021: Rs. 1,195.6071) per unit]	427.12	409.70	391.10
f) Indiabulls Savings Fund Direct Plan Growth [No. of units Nil (March 31, 2022: Nil and April 01, 2021: 15,26,609.337) NAV Rs. Nil (March 31, 2022: Rs. Nil and April 01, 2021: Rs. 16.6780) per unit]	-	-	254.61
g) Indiabulls Equity Hybrid Fund Direct Growth Plan [No. of units 498,539.280 (March 31, 2022: 498,539.280 and April 01, 2021: 498,539.280) NAV Rs. 15.8684 (March 31, 2022: Rs. 15.4427 and April 01, 2021: Rs. 13.6625) per unit]	79.11	76.99	68.11
h) Indiabulls Liquid Fund - Direct- Growth [No. of units 3,641.834 (March 31, 2022: 9,412.194 and April 01, 2021 : 13,740.225) NAV Rs. 2,181.6358 (March 31, 2022: Rs. 2,069.3935 and April 01, 2021 Rs. 2,006.2611) per unit]	79.45	194.78	275.66
i) Indiabulls Short Term Fund - Direct-Growth [No. of units 4,259.119 (March 31, 2022: 4,259.119 and April 01, 2021 : 4,259.119) NAV Rs. 2,013.0278 (March 31, 2022: Rs. 1,926.9375 and April 01, 2021: Rs. 1,849.5408) per unit]	85.74	82.07	78.77
j) Indiabulls Tax Savings Fund Direct Growth [No. of units 5,00,000.000 (March 31, 2022: 5,00,000.000 and April 01, 2021: 2,000,000.000) NAV Rs. 14.0200 (March 31, 2022: Rs. 14.0400 and April 01, 2021: Rs. 12.1000) per unit]	70.10	70.20	242.00



Indiabulls Asset Management Company Limited
Notes to the financial statements for the year ended March 31, 2023
All amounts in Rs. Lacs, unless otherwise stated

Note:5

Investments (continued)

2. Investment in units of Mutual Funds (quoted)

Indiabulls Nifty50 Exchange Traded Fund - Growth Plan	73.27	617.24	514.41
[No. of units 40,290,000 (March 31, 2022: 340,290,000 and April 01, 2021: 340,290,000) NAV Rs. 181.8635 (March 31, 2022: Rs. 181.3853 and April 01, 2021: Rs. 151.1678) per unit]			

3. Investment in NCD/Bonds (quoted)

a) Indiabulls Real Estate Limited- NCD IBREL NCD 10.5%-12-11-2021	-	-	5,000.00
[No. of units Nil (March 31, 2022: Nil and April 01, 2021: 500,000) NAV Rs. Nil (March 31, 2022 Rs. Nil and April 01, 2021 Rs. 10,00,000.000) per unit]			
b) Indiabulls Real Estate Limited- NCD IBREL NCD 10.50%-23-11-2022	-	7,500.00	-
[No. of units Nil (March 31, 2022: 750,000 and April 01, 2021: Nil) NAV Rs. Nil (March 31, 2022: Rs. 10,00,000.000 and April 01, 2021 Rs. Nil) per unit]			
c) Dhani Loans and Services Limited- NCD SR II NCD 10.50%-17-05-2024	3,483.77	-	-
[No. of units 350,000,000 (March 31, 2022: Nil and April 01, 2021: Nil) NAV Rs. 995.364 (March 31, 2022: Nil and April 01, 2021 Rs. Nil) per unit]			
d) Dhani Loans and Services Limited- NCD SR I LOA NCD-22-05-2023	2,169.83	-	-
[No. of units 200,000,000 (March 31, 2022: Nil and April 01, 2021: Nil) NAV Rs. 1,084.917 (March 31, 2022: Nil and April 01, 2021 Rs. Nil) per unit]			
e) Indiabulls Housing Finance Limited- NCD SR IV CAT I & II NCD 8.80%-03-11-2025	310.14	-	-
[No. of units 31,000,000 (March 31, 2022: Nil and April 01, 2021: Nil) NAV Rs. 1,000.461 (March 31, 2022: Nil and April 01, 2021 Rs. Nil) per unit]			

As per Balance Sheet

6,942.96

9,619.61

9,397.20

Aggregate value of quoted and unquoted investments is as follows:

Aggregate value of quoted investments	6,037.01	8,117.24	5,514.41
Aggregate value of unquoted investments	905.95	1,502.37	3,882.79
Investments outside India	-	-	-
Investments in India	6,942.96	9,619.61	9,397.20

**As at
March 31, 2023**

**As at
March 31, 2022
(Restated)**

**As at
April 01, 2021
(Restated)**

Note:6

Other financial assets

Interest accrued on NCD/Bonds	507.24	278.32	201.37
	<u>507.24</u>	<u>278.32</u>	<u>201.37</u>

**As at
March 31, 2023**


**As at
March 31, 2022
(Restated)**

**As at
April 01, 2021
(Restated)**

Note:7

Current tax assets (Net)

Tax Deducted at Source	7.06	31.64	-
	<u>7.06</u>	<u>31.64</u>	<u>-</u>



Indiabulls Asset Management Company Limited
Notes to the financial statements for the year ended March 31, 2023
All amounts in Rs. Lacs, unless otherwise stated

Note:8

(a) Property, plant and equipment

Particulars	Computers and printers	Total
Gross Block		
At April 01, 2021 (Restated)	5.10	5.10
Additions	-	-
Disposals	-	-
At March 31, 2022 (Restated)	5.10	5.10
Additions	-	-
Disposals	0.94	0.94
At March 31, 2023	4.16	4.16
Accumulated Depreciation		
At April 01, 2021 (Restated)	3.58	3.58
Charge for the year	1.34	1.34
Disposals for the year	-	-
At March 31, 2022 (Restated)	4.92	4.92
Charge for the year	0.18	0.18
Disposals for the year	0.94	0.94
At March 31, 2023	4.16	4.16
Net Block		
At April 01, 2021 (Restated)	1.52	1.52
At March 31, 2022 (Restated)	0.18	0.18
At March 31, 2023	-	-

Note:8

(b) Goodwill (arising on account of Scheme of Arrangement)

Particulars	Amount
At April 01, 2021 (Restated)	915.37
Additions due to impact of Scheme of Arrangement	157.30
Disposals	-
At March 31, 2022 (Restated)	1,072.67
Additions	-
Deletions due to impact of Scheme of Arrangement	(52.08)
Adjustment to Equity on account of Scheme of Arrangement	(1,020.59)
At March 31, 2023	-

Note:9

Other non-financial assets
(unsecured, considered good)


(a) Balances with government authorities
(b) Other non-financial assets

As at
March 31, 2023

As at
March 31, 2022
(Restated)

As at
April 01, 2021
(Restated)

	13.24	45.76	24.42
	-	-	17.29
	<u>13.24</u>	<u>45.76</u>	<u>41.71</u>



Indiabulls Asset Management Company Limited
Notes to the financial statements for the year ended March 31, 2023
All amounts in Rs. Lacs, unless otherwise stated

	As at March 31, 2023	As at March 31, 2022 (Restated)	As at April 01, 2021 (Restated)
Note:10			
Trade payables			
(a) Total outstanding due to micro enterprises and small enterprises	-	-	-
(b) Total outstanding due to creditors other than micro enterprises and small enterprises	6.98	3.19	14.40
	<u>6.98</u>	<u>3.19</u>	<u>14.40</u>


Sr. No.	Particulars	Outstanding for following periods from due date of payment as at March 31, 2023				
		Less than 1 year	1-2 years	2-3 years	More than 3 years	Total
(i)	MSME	-	-	-	-	-
(ii)	Others	6.98	-	-	-	6.98
(iii)	Disputed dues – MSME	-	-	-	-	-
(iv)	Disputed dues - Others	-	-	-	-	-

Sr. No.	Particulars	Outstanding for following periods from due date of payment as at March 31, 2022 (Restated)				
		Less than 1 year	1-2 years	2-3 years	More than 3 years	Total
(i)	MSME	-	-	-	-	-
(ii)	Others	3.19	-	-	-	3.19
(iii)	Disputed dues – MSME	-	-	-	-	-
(iv)	Disputed dues - Others	-	-	-	-	-

Sr. No.	Particulars	Outstanding for following periods from due date of payment as at April 01, 2021 (Restated)				
		Less than 1 year	1-2 years	2-3 years	More than 3 years	Total
(i)	MSME	-	-	-	-	-
(ii)	Others	14.40	-	-	-	14.40
(iii)	Disputed dues – MSME	-	-	-	-	-
(iv)	Disputed dues - Others	-	-	-	-	-

	As at March 31, 2023	As at March 31, 2022 (Restated)	As at April 01, 2021 (Restated)
Note:11			
Other financial liabilities			
Temporary Overdrawn Balances as per books	-	3.75	0.97
	<u>-</u>	<u>3.75</u>	<u>0.97</u>

	As at March 31, 2023	As at March 31, 2022 (Restated)	As at April 01, 2021 (Restated)
Note:12			
Deferred tax liabilities (Net)			
Deferred tax liabilities:			
Arising on account of temporary differences due to:			
Fair valuation of financial instruments	100.14	109.41	89.89
	<u>100.14</u>	<u>109.41</u>	<u>89.89</u>
Deferred tax assets:			
Arising on account of temporary differences due to:			
Property, plant and equipment	0.13	0.19	-
Disallowance under Section 40A(7) of the Income Tax Act,1961	1.50	1.10	0.58
Disallowance under Section 43B of the Income Tax Act,1961	-	0.57	0.21
Disallowance under Section 35DD of the Income Tax Act,1961	22.97	-	-
	<u>24.60</u>	<u>1.86</u>	<u>0.79</u>
	<u>75.54</u>	<u>107.55</u>	<u>89.10</u>



Indiabulls Asset Management Company Limited
Notes to the financial statements for the year ended March 31, 2023
All amounts in Rs. Lacs, unless otherwise stated

Note:12

Deferred tax liabilities (Net) [continued]

Movement in deferred tax balances

March 31, 2023

Particulars	Restated Balance as on April 01, 2022	Recognized in Profit and loss	Recognized in OCI	Balance as on March 31, 2023
Disallowance under Section 40A(7) of the Income Tax Act, 1961	1.10	(0.48)	(0.08)	1.50
Disallowance under Section 43B of the Income Tax Act, 1961	0.57	0.57	-	-
Disallowance under Section 35DD of the Income Tax Act, 1961	-	(22.97)	-	22.97
Property, plant and equipment and Other Intangible assets	0.19	0.06	-	0.13
Fair valuation of financial instruments	(109.41)	(6.98)	2.29	(109.14)
Total	(107.55)	(29.80)	2.21	(75.54)

March 31, 2022 (Restated)

Particulars	Restated Balance as on April 01, 2021	Recognized in Profit and loss	Recognized in OCI	Restated Balance as on March 31, 2022
Disallowance under Section 40A(7) of the Income Tax Act, 1961	0.58	(0.38)	0.14	1.10
Disallowance under Section 43B of the Income Tax Act, 1961	0.21	(0.36)	-	0.57
Property, plant and equipment and Other Intangible assets	-	(0.19)	-	0.19
Fair valuation of financial instruments	(89.89)	18.53	(0.99)	(109.41)
Total	(89.10)	17.60	(0.85)	(107.55)

* Expiry date of minimum alternative tax credit

Expiry financial year (as per Income tax Act)

Tax losses for which no deferred tax assets has been recognized:

Expiry financial year (as per Income tax Act)

Unused tax long-term capital losses

1 April 2022 - 31 March 2023

10.14 59.62

Note:13	As at March 31, 2023	As at March 31, 2022 (Restated)	As at April 01, 2021 (Restated)
Provisions [Refer Note: 36]			
Provision for Gratuity	5.97	4.39	2.31
Provision for Compensated Absences	-	2.26	0.84
	<u>5.97</u>	<u>6.65</u>	<u>3.15</u>

Note:14

Other non-financial liabilities

Other non-financial liabilities including statutory dues and expenses payable

As at March 31, 2023	As at March 31, 2022 (Restated)	As at April 01, 2021 (Restated)
380.64	74.75	206.54
<u>380.64</u>	<u>74.75</u>	<u>206.54</u>

Note:15

Current tax liabilities (Net)

Provision for Taxation

As at March 31, 2023	As at March 31, 2022 (Restated)	As at April 01, 2021 (Restated)
62.98	137.57	458.01
<u>62.98</u>	<u>137.57</u>	<u>458.01</u>

Note:16

Equity Share capital [Also refer Note: 28]


Authorised:

	As at March 31, 2023		As at March 31, 2022 (Restated)		As at April 01, 2021 (Restated)	
	No. of Shares	Amount	No. of Shares	Amount	No. of Shares	Amount
100,000,000	10,000.00	100,000,000	10,000.00	100,000,000	10,000.00	

Issued, subscribed and paid up

Equity Shares of face value of Rs. 10 each fully paid up

100,000,000	10,000.00	100,000,000	10,000.00	100,000,000	10,000.00
	<u>10,000.00</u>		<u>10,000.00</u>		<u>10,000.00</u>



Indiabulls Asset Management Company Limited
Notes to the financial statements for the year ended March 31, 2023
All amounts in Rs. Lacs, unless otherwise stated

Note:16

Equity Share capital [Also refer Note: 28] (continued)

a. Reconciliation of the shares outstanding at the beginning and at the end of the reporting year

Equity Shares	As at March 31, 2023		As at March 31, 2022		As at April 01, 2021	
	No. of Shares	Amount	No. of Shares	Amount	No. of Shares	Amount
			(Restated)		(Restated)	
Shares outstanding at beginning of the reporting year	100,000,000	10,000.00	100,000,000	10,000.00	170,000,000	17,000.00
Shares issued during the year	-	-	-	-	-	-
Shares bought back during the year	-	-	-	-	-	-
Adjustment to share capital on account of Scheme of Arrangement [Refer Note: 28]	-	-	-	-	70,000,000	7,000.00
Shares outstanding at end of the reporting year	100,000,000	10,000.00	100,000,000	10,000.00	100,000,000	10,000.00

b. Terms/ rights attached to equity shares:

The Company has only one class of equity shares having a par value of Rs. 10 per share. Each holder of equity shares is entitled to one vote per share.

In the event of liquidation of the Company, the holders of equity shares will be entitled to receive remaining assets of the Company, after distribution of all preferential amounts. The distribution will be in proportion to the number of equity shares held by the shareholders.

c. Detail of Shareholders holding 5% or more shares:

No. of shareholders	As at March 31, 2023		As at March 31, 2022 (Restated)		As at April 01, 2021 (Restated)	
	No. of Shares held	% of Holding	No. of Shares held	% of Holding	No. of Shares held	% of Holding
Equity Shares of face value of Rs. 10 each fully paid up						
The entire share capital is held by Indiabulls Housing Finance Limited ("the holding Company") and its nominees						
	100,000,000	100%	100,000,000	100%	100,000,000	100%

As per records of the Company, including its register of members/shareholders, and other declarations received from shareholders regarding beneficial interest, the above shareholding represents both legal and beneficial ownership of shares

d. The Company has not issued any bonus shares during the current year and five years immediately preceding current year.

e. There are no shares issued pursuant to contract without payment being received in cash, allotted as fully paid up by way of bonus issue. The Company has not bought back shares during the last five years.

f. Details of shareholding of promoters in the Company

Shares held by promoters at the end of the year March 31, 2023			
Promoter Name	No. of Shares	% of total shares	% Change during the year
Indiabulls Housing Finance Limited	100,000,000	100%	-
Total	100,000,000	100%	-

Shares held by promoters at the end of the year March 31, 2022 (Restated)			
Promoter Name	No. of Shares	% of total shares	% Change during the year
Indiabulls Housing Finance Limited	100,000,000	100%	-
Total	100,000,000	100%	-

Shares held by promoters at the appointed date April 01, 2021 (Restated)			
Promoter Name	No. of Shares	% of total shares	% Change during the year
Indiabulls Housing Finance Limited	100,000,000	100%	-
Total	100,000,000	100%	-

g. Employees stock option plans: (Refer Note: 38)



Indiabulls Asset Management Company Limited
Notes to the financial statements for the year ended March 31, 2023
All amounts in Rs. Lacs, unless otherwise stated

Note:17

Other Equity:


Description	Reserves and Surplus	Items of other comprehensive income	Total
	Retained earnings		
Balance as at April 01, 2021 (Restated)	251.43	14.93	266.36
Profit for the year	628.53	-	628.53
Remeasurements of the defined benefit plans through Other Comprehensive Income (net of tax)	-	(0.42)	(0.42)
Transfer from Items of other comprehensive income to Retained earnings	(0.42)	0.42	-
Change in fair value of equity instrument carried at fair value through other comprehensive income (net of tax)	-	2.96	2.96
	-	-	-
Balance as at March 31, 2022 (Restated)	879.54	17.89	897.43
Profit/(Loss) for the year	234.85	-	234.85
Remeasurements of the defined benefit plans through Other Comprehensive Income (net of tax)	-	0.25	0.25
Transfer from Items of other comprehensive income to Retained earnings	0.25	(0.25)	-
Change in fair value of equity instrument carried at fair value through other comprehensive income (net of tax)		(6.82)	(6.82)
Adjustment on account of Scheme of Arrangement (Also refer Note 28)	(1,020.59)	-	(1,020.59)
Balance as at March 31, 2023	94.05	11.07	105.12

(a) Retained earnings

Retained earnings are the accumulated profits earned by the Company till date, less transfer to general reserves, dividend (including dividend distribution tax) and other distributions made to the shareholders.

(b) Other reserves

Changes in the fair value of financial instruments measured at fair value through other comprehensive income and actuarial gains and losses on defined benefit plans are recognized in other comprehensive income (net of taxes), and presented within equity in other reserves.



Indiabulls Asset Management Company Limited
Notes to the financial statements for the year ended March 31, 2023
All amounts in Rs. Lacs, unless otherwise stated


	For the year ended March 31, 2023	For the year ended March 31, 2022 (Restated)
Note:18		
Fees and commission income:		
Management fees	75.70	87.54
As per Statement of Profit and Loss	<u>75.70</u>	<u>87.54</u>

	For the year ended March 31, 2023	For the year ended March 31, 2022 (Restated)
Note:19		
Net gain on fair value changes		
- On financial instruments at fair value through profit or loss on Units of Mutual Funds/Bonds		
- Realised gain/(loss)	279.38	238.46
- Unrealised gain/(loss)	(32.62)	73.62
As per Statement of Profit and Loss	<u>246.76</u>	<u>312.08</u>

	For the year ended March 31, 2023	For the year ended March 31, 2022 (Restated)
Note:20		
Other Income		
Balance written back	7.50	14.49
Interest on NCDs/Bonds	603.89	603.39
Interest on fixed deposits and other	8.37	-
Profit on sale of fixed assets	0.04	-
As per Statement of Profit and Loss	<u>619.80</u>	<u>617.88</u>

	For the year ended March 31, 2023	For the year ended March 31, 2022 (Restated)
Note:21		
Finance Costs		
Interest on Taxes	13.52	25.25
As per Statement of Profit and Loss	<u>13.52</u>	<u>25.25</u>

	For the year ended March 31, 2023	For the year ended March 31, 2022 (Restated)
Note:22		
Employee Benefits Expenses		
Salaries	78.77	65.35
Staff Welfare Expenses	-	0.27
Gratuity and compensated absences [Refer Note: 36]	1.91	2.95
As per Statement of Profit and Loss	<u>80.68</u>	<u>68.57</u>



Indiabulls Asset Management Company Limited
Notes to the financial statements for the year ended March 31, 2023
All amounts in Rs. Lacs, unless otherwise stated

	For the year ended March 31, 2023	For the year ended March 31, 2022 (Restated)
Note:23		
Other Expenses		
Repairs and Maintenance others	17.44	22.26
Recruitment Expenses	0.94	-
Printing and Stationery	9.56	6.64
Statutory Fees	105.82	8.03
Business Promotion	0.16	-
Communication Expenses	3.76	4.07
Traveling and Conveyance	-	6.39
Legal and Professional Charges	151.69	71.10
Auditors' remuneration		
-As Auditor	1.50	1.50
Bad debt written off	189.67	15.36
Corporate Social Responsibility Expenses (Refer note: 23.1 below)	22.94	17.62
Miscellaneous Expenses	1.83	0.12
Director's sitting fees	20.27	8.18
Fund expenses	26.34	42.61
Subscription charges	27.67	24.50
As per Statement of Profit and Loss	579.59	228.38

23.1. Corporate Social Responsibility (CSR):

Particulars	For the year ended March 31, 2023	For the year ended March 31, 2022 (Restated)	
Gross amount required to be spent by the company during the year	22.94		17.62
Amount of expenditure incurred	22.94		17.62
Shortfall at the end of the year	-		-
Nature of CSR activities:	Community Health Check-up Camps		Community Health Check-up Camps

Note:24

Income tax expense

	For the year ended March 31, 2023	For the year ended March 31, 2022 (Restated)
Tax expense comprises of:		
Current tax (including earlier years)	63.24	47.83
Deferred tax charge/(credit)	(29.80)	17.60
Income tax expense reported in the statement of profit and loss	33.44	65.43
Reconciliation of tax expense and the accounting profit multiplied by India's tax rate		
Accounting profit/(loss) before tax	268.29	693.96
Accounting profit/(loss) before income tax	268.29	693.96
At India's statutory income tax rate	25.168%	25.168%
Computed expected tax expense	67.52	174.66
Tax effect of amounts which are not deductible (taxable) in calculating taxable income:		
Tax effect of expenses disallowed/allowed as deductible	8.67	7.34
Difference on tax rate of Equity long term capital gain	(29.50)	-
Tax impact of earlier years	(13.25)	(116.57)
Income tax expense	33.44	65.43
Effective tax rate	12.46%	9.43%



Indiabulls Asset Management Company Limited
Notes to the financial statements for the year ended March 31, 2023
All amounts in Rs. Lacs, unless otherwise stated

Note:25

As per the best estimate of the management, no provision is required to be made as per Indian Accounting Standard 37- Provisions, Contingent Liabilities and Contingent Assets as specified under Section 133 of the Companies Act, 2013, read with Rule 7 of the Companies (Accounts) Rules, 2014, as amended, in respect of any present obligation as a result of a past event that could lead to a probable outflow of resources, which would be required to settle the obligation.

Note:26

In the opinion of the Board of Directors, all current assets, loans and advances appearing in the balance sheet as at March 31, 2023 have a value on realization in the ordinary course of the Company's business at least equal to the amount at which they are stated in the balance sheet and no provision is required to be made against the recoverability of these balances.

Note:27

The Company has not entered into any derivative instruments during the year. The Company does not have any foreign currency exposures as at March 31, 2023 (March 31, 2022 Rs. Nil and April 01, 2021 Rs. Nil).

Note:28

Scheme of Arrangement:


During the year ended March 31, 2022, the Company along with Indiabulls Housing Finance Limited ("the Holding Company") entered into a share purchase agreement with Nextbillion Technology Private Limited (hereinafter referred to as "Nextbillion"), to divest IHFL's entire stake in the business of managing mutual fund, to Nextbillion at an aggregate purchase consideration of INR 175 crores (including cash and cash equivalents of INR 100 Crore, as on closing date) subject to necessary approvals, as may be required in this regard. Subsequently, on June 25, 2021, the Board of Directors of the Company considered and approved the demerger of Alternative Investment Funds (AIF) and Portfolio Management Services (PMS) business (collectively the "Demerged Business") of the Company to Indiabulls Investment Management Limited (formerly Indiabulls Venture Capital Management Company Limited) ("IIML"), by way of a scheme of arrangement ("the Scheme of Arrangement"), subject to the approvals/permissions of the regulatory authorities in terms of the provisions of Section 230 to 232 of the Companies Act, 2013 and other applicable laws.

Consequently, the Company has received the formal order dated September 13, 2022 issued by Hon'ble National Company Law Tribunal, Chandigarh Bench, vide order reference No NCLT/Reg/FO/2022/1087 and requisite approval from the Securities and Exchange Board of India for implementation of the Scheme of Arrangement. Accordingly, the Company made necessary adjustments to its books of accounts to give effect to the Scheme of Arrangement with the Appointed Date as April 1, 2021 ("Appointed Date"). As a result, the Company has recorded goodwill (net) of Rs. 1,020.59 lakhs which has been adjusted in the Reserves and Surplus as at March 31, 2023. As stipulated under the Scheme of Arrangement, the Company has transferred all property and rights and liabilities and duties and employees pertaining to the Demerged Business to IIML. Further, the Company has made requisite submissions with the Registrar of Companies, Delhi and Haryana and reduced its authorized and issued and paid up equity share capital from Rs. 17,000 lakhs divided into 17,00,00,000 equity shares of Rs. 10 each to Rs. 10,000 lakhs divided into 10,00,00,000 equity shares of Rs. 10 each, in compliance with the Scheme of Arrangement.

The Scheme of Arrangement has accordingly been given effect in these financial statements with effect from the Appointed Date in accordance with the Scheme of Arrangement and the applicable accounting standards. On account of the impact of the Scheme of Arrangement as mentioned above, the Earnings per Equity Share and the figures in respect of the current year are not comparable with the previous comparable year presented.

In accordance with Ind AS 103 - Business Combinations, in respect of a business combination under common control, the Company has re-stated the financial statements for the comparative reporting periods for the year ended March 31, 2022 and as at April 1, 2021. Accordingly, the following assets and liabilities as at April 1, 2021, March 31, 2022 and March 31, 2023 and income and expenses for the years ended March 31, 2022 and March 31, 2023 have been transferred to Indiabulls Investment Management Limited and are excluded from these financial statements:

	As at March 31, 2023	As at March 31, 2022	As at April 01, 2021
Assets			
Financial Assets	17,925.93	12,984.56	11,861.78
Non-financial Assets	748.94	806.50	1,165.95
Total	18,674.87	13,791.06	13,027.73
Liabilities and Equity			
Non-Financial Liabilities	91.80	196.01	99.81
Equity	18,583.07	13,595.05	12,927.92
Total	18,674.87	13,791.06	13,027.73
		For the year ended March 31, 2023	For the year ended March 31, 2022
Income		6,381.91	2,385.16
Expenses		1,404.69	1,697.89
Profit/(loss) before tax		4,977.22	687.27
Tax Expense:			
(1) Current Tax		-	316.87
(2) Deferred Tax (credit)/expenses		(59.55)	(143.91)
Profit/(loss) for the year		5,036.77	514.31
Other Comprehensive Income			
Items that will not be reclassified to profit or loss			
Re-measurement gains/(losses) on defined benefit plans		4.46	(5.98)
Income tax relating to items that will not be reclassified to profit or loss		(1.12)	1.50
		3.34	(4.48)
Total Comprehensive Income for the year		5,040.11	509.83



Note:29

There are no borrowing costs to be capitalised as at March 31, 2023 (March 31, 2022 Rs. Nil and April 01, 2021 Rs. Nil).

Note:30

Contingent Liability and Commitments :

(a) Income tax demand of Rs. 29.06 lakhs (March 31, 2022 Rs. 29.06 lakhs and April 01, 2021 Rs. Nil lakhs) under section 143 (3) of the Income Tax Act, 1961 pertaining to financial year 2019-20 on account of disallowance of education cess and ESOP expenses under sections 40 and 37 of Income Tax Act 1961, against which the Company has preferred an appeal, which is pending before the CIT(A).

(b) There are no capital and other commitments to be reported as at March 31, 2023 (March 31, 2022 Rs. Nil and April 01, 2021 Rs. Nil).

Note:31

In respect of amounts as mentioned under Section 124 of the Companies Act, 2013, there were no dues required to be credited to the Investor Education and Protection Fund as on March 31, 2023 (March 31, 2022 Rs. Nil and April 01, 2021 Rs. Nil).


Note:32

Disclosures required under Section 22 of the Micro, Small and Medium Enterprises Development Act, 2006:

Particulars	As at March 31, 2023	As at March 31, 2022 (Restated)	As at April 1, 2021 (Restated)
i) the principal amount and the interest due thereon remaining unpaid to any supplier as at the end of each accounting year;	Nil	Nil	Nil
ii) the amount of interest paid by the buyer in terms of section 16, along with the amounts of the payment made to the supplier beyond the appointed day during each accounting year;	Nil	Nil	Nil
iii) the amount of interest due and payable for the period of delay in making payment (which have been paid but beyond the appointed day during the year) but without adding the interest specified under this Act;	Nil	Nil	Nil
iv) the amount of interest accrued and remaining unpaid at the end of each accounting year; and	Nil	Nil	Nil
v) the amount of further interest remaining due and payable even in the succeeding years, until such date when the interest dues as above are actually paid to the small enterprise, for the purpose of disallowance as a deductible expenditure under section 23.	Nil	Nil	Nil

The above information regarding Micro, Small and Medium Enterprises has been determined to the extent such parties have been identified on the basis of information available with the Company. This has been relied upon by the auditors.

(this space has intentionally been left blank)



Note - 33

Financial instruments:

A) Financial assets and liabilities

The carrying amounts of financial instruments by category are as follows:

Particulars	Note No.	As at March 31, 2023	As at March 31, 2022 (Restated)	As at April 01, 2021 (Restated)
Financial assets measured at fair value				
Investments measured at				
(i) Fair value through other comprehensive income	5	24.64	28.90	24.95
(ii) Fair value through Statement of Profit and Loss	5	6,918.32	9,590.71	9,372.25
Financial assets measured at amortised cost				
Cash and cash equivalents	3	3,151.01	1.41	160.33
Trade receivables	4	15.72	181.30	321.03
Other financial assets	6	507.24	278.32	201.37
Total		10,616.93	10,080.64	10,079.93
Financial liabilities measured at amortised cost				
Trade payables	10	6.98	3.19	14.40
Other financial liabilities	11	-	3.75	0.97
Total		6.98	6.94	15.37

B. Fair values hierarchy

As per Ind AS 107, 'Financial Instruments: Disclosures', the fair values of the financial assets or financial liabilities are defined as the price that would be received on sale of asset or paid to transfer a liability in an orderly transaction between market participants at the measurement date. Financial assets and financial liabilities are measured at fair value in the financial statements and are grouped into three Levels of a fair value hierarchy. The fair value hierarchy is based on inputs to valuation techniques that are used to measure fair value that are either observable or unobservable. The hierarchy gives the highest priority to quoted prices in active markets for identical assets or liabilities and lowest priority to unobservable inputs. The three Levels are defined based on the observability of significant inputs to the measurement, as follows:

Level 1: Quoted prices (unadjusted) for identical instruments in an active market;

Level 2: Directly (i.e. as prices) or indirectly (i.e. derived from prices) observable market inputs, other than Level 1 inputs; and

Level 3: Inputs which are not based on observable market data (unobservable inputs).

B.1 Financial assets and liabilities measured at fair value - recurring fair value measurements

Particulars	Period	Level 1	Level 2	Level 3	Total
Assets					
Investments at fair value through Profit or Loss					
Investment in units of Mutual Funds/ Bonds/Alternative investments funds	March 31, 2023	6,918.32	-	-	6,918.32
	March 31, 2022- (Restated)	9,590.71	-	-	9,590.71
	April 01, 2021- (Restated)	9,372.25	-	-	9,372.25
Investments at fair value through other comprehensive income					
Investment in equity investments	March 31, 2023	-	-	24.64	24.64
	March 31, 2022- (Restated)	-	-	28.90	28.90
	April 01, 2021- (Restated)	-	-	24.95	24.95

Fair value of cash and cash equivalents, trade & other receivables, other financial assets, trade payables and other financial liabilities approximate their carrying amounts largely due to current maturities of these instruments. Accordingly, fair value hierarchy for these financial instruments have not been presented above. Valuation techniques used to determine fair values are given below:

(i) Mutual Funds (including Alternative Investment Funds): Net Asset Value (NAV) declared by the respective mutual funds/ issuer fund at which units are issued or redeemed.

(ii) Debt securities: Quoted market rates.

(iii) Equity Instruments in Others: Use of fair value per share for unquoted equity instruments on the basis of valuation certificate received from investee party.

Fair value measurement using significant unobservable inputs (level 3)


The following table shows a reconciliation from the opening balances to the closing balances for Level 3 fair values.

Particulars	Amount
Balance as at April 01, 2021 (Restated)	24.95
Net gain / (losses) on Financial Instruments recognised in the Statement of Profit and Loss	-
Net gain / (losses) on Financial Instruments recognised in the Other Comprehensive Income	3.95
Purchases of Financial Instruments	-
Sales of Financial Instruments	-
Balance as at March 31, 2022 (Restated)	28.90
Net gain / (losses) on Financial Instruments recognised in the Statement of Profit and Loss	-
Net gain / (losses) on Financial Instruments recognised in the Other Comprehensive Income	(9.11)
Purchases of Financial Instruments	4.86
Sales of Financial Instruments	-
Balance as at March 31, 2023	24.65

B.2 Fair value of instruments measured at amortised cost

Fair value of instruments measured at amortised cost for which fair value is disclosed is as follows, these fair values are calculated using Level 3 inputs:

Particulars	As at March 31, 2023		As at March 31, 2022 (Restated)		As at April 01, 2021 (Restated)	
	Carrying value	Fair value	Carrying value	Fair value	Carrying value	Fair value
Financial assets						
Cash and cash equivalents	3,151.01	3,151.01	1.41	1.41	160.33	160.33
Trade receivables	15.72	15.72	181.30	181.30	321.03	321.03
Other financial assets	507.24	507.24	278.32	278.32	201.37	201.37
Total	3,673.97	3,673.97	461.03	461.03	682.73	682.73
Financial liabilities						
Trade payables	6.98	6.98	3.19	3.19	14.40	14.40
Other financial liabilities	-	-	3.75	3.75	0.97	0.97
Total	6.98	6.98	6.94	6.94	15.37	15.37



Note - 34

Financial Risk Management

The Company's activities expose it to market risk, liquidity risk and credit risk. The Company's primary focus is to foresee the unpredictability of financial markets and seek to minimize potential adverse effects on its financial performance. The Company's Board of Directors has overall responsibility for the establishment and oversight of the Company risk management framework. The Company's risk are managed by a treasury department under policies approved by the board of directors. The board of directors provides written principles for overall risk management. This note explains the sources of risk which the entity is exposed to and how the entity manages the risk and the related impact in the financial statements.

Risk	Exposure arising from
Credit risk	Cash and cash equivalents, trade & other receivables, financial assets measured at amortised cost
Liquidity risk	Financial liabilities
Market risk - interest rate	Investments in debt securities
Market risk - security price	Investments in equity securities, units of mutual funds, debt securities measured at FVTPL and alternative investment funds

In order to avoid excessive concentrations of risk, the Company's policies and procedures include specific guidelines to focus on maintaining a diversified portfolio. Identified concentrations of credit risks are controlled and managed accordingly.

A) Credit risk

Credit risk is the risk that a counterparty fails to discharge its obligation to the Company. The Company's exposure to credit risk is influenced mainly by cash and cash equivalents, trade and other receivables and financial assets measured at amortised cost. Exposure to credit risk is mitigated through regular monitoring of collections, counterparty's creditworthiness and diversification in exposure.

Financial assets that expose the entity to credit risk*: The carrying amount of financial assets represents maximum amount of credit exposure. The maximum exposure to credit risk is as per the table below, it being total of carrying amount of cash and cash equivalent, trade and other receivables and financial assets measured at amortised cost.

Particulars	As at March 31, 2023	As at March 31, 2022 (Restated)	As at April 01, 2021 (Restated)
(i) Low credit risk			
Cash and cash equivalents	3,151.01	1.41	160.33
Trade receivables	15.72	181.30	321.03
Other financial assets	507.24	278.32	201.37
(ii) Moderate credit risk	-	-	-
(iii) High credit risk	-	-	-

* These represent maximum exposure to credit risk in terms of gross carrying values of financial assets, without deduction for expected credit losses

Expected Credit Loss (ECL) on Financial Assets

The Company continuously monitors all financial assets subject to ECLs. In order to determine whether an instrument is subject to 12 month ECL (12mECL) or life time ECL (LTECL), the Company assesses whether there has been a significant increase in credit risk or the asset has become credit impaired since initial recognition. The Company applies following quantitative and qualitative criteria to assess whether there is significant increase in credit risk or the asset has been credit impaired:

- Historical trend of collection from counterparty
- Company's contractual rights with respect to recovery of dues from counterparty
- Credit rating of counterparty and any relevant information available in public domain

Trade and other receivables:

Exposures to customers' outstanding at the end of each reporting period are reviewed by the Company to determine incurred and expected credit losses. Historical trends of collection from counterparties on timely basis reflects low level of credit risk. As the Company has a contractual right to such receivables as well as the control over such funds due from customers, the Company does not estimate any credit risk in relation to such receivables. Further, management believes that the unimpaired amounts that are past due by more than 180 days are still collectible in full, based on historical payment behaviour.

Cash and Cash Equivalents

The Company holds cash and cash equivalents as per note 4. The credit worthiness of such banks and financial institutions is evaluated by the management on an ongoing basis and is considered to be high.


Other financial assets

Other financial assets measured at amortized cost includes interest receivable. Credit risk related to these other financial assets is managed by monitoring the recoverability of such amounts continuously.

b) Credit risk exposure

i) Expected credit losses for financial assets

As at March 31, 2023	Estimated gross carrying amount at default	Expected credit losses	Carrying amount net of impairment provision
Cash and cash equivalents	3,151.01	-	3,151.01
Trade receivables	15.72	-	15.72
Investments	6,942.96	-	6,942.96
Other financial assets	507.24	-	507.24
As at March 31, 2022 (Restated)	Estimated gross carrying amount at default	Expected credit losses	Carrying amount net of impairment provision
Cash and cash equivalents	1.41	-	1.41
Trade receivables	181.30	-	181.30
Investments	9,619.61	-	9,619.61
Other financial assets	278.32	-	278.32
As at April 01, 2021 (Restated)	Estimated gross carrying amount at default	Expected credit losses	Carrying amount net of impairment provision
Cash and cash equivalents	160.33	-	160.33
Trade receivables	321.03	-	321.03
Investments	9,397.20	-	9,397.20
Other financial assets	201.37	-	201.37



Note - 34

Financial Risk Management (continued)

B) Liquidity risk

Liquidity risk is the risk that the Company will encounter difficulty in meeting the obligations associated with its financial liabilities that are settled by delivering cash or another financial asset. The Company's approach to managing liquidity is to ensure as far as possible, that it will have sufficient liquidity to meet its liabilities when they are due.

The Company maintains a portfolio of highly marketable and diverse assets that are assumed to be easily liquidated in the event of an unforeseen interruption in cash flow. The Company assesses the liquidity position under a variety of scenarios, giving due consideration to stress factors relating to both the market in general and specifically to the Company. Management monitors the Company's liquidity positions (also comprising the undrawn borrowing facilities) and cash and cash equivalents on the basis of expected cash flows. The Company also takes into account liquidity of the market in which the entity operates.

Maturities of financial assets and liabilities

The tables below analyse the Company financial assets and liabilities into relevant maturity groupings based on their contractual maturities.

The amounts disclosed in the table are the contractual undiscounted cash flows:

As at March 31, 2023	Less than 1 year	1-2 years	2-3 years	More than 3 years	Total
Non-derivatives					
Cash and cash equivalents	3,151.01	-	-	-	3,151.01
Trade receivables	15.72	-	-	-	15.72
Investments	3,124.41	3,483.77	310.14	24.64	6,942.96
Other financial assets	507.24	-	-	-	507.24
Total undiscounted financial assets	6,798.38	3,483.77	310.14	24.64	10,616.93
Non-derivatives					
Trade payables	6.98	-	-	-	6.98
Other financial liabilities	-	-	-	-	-
Total undiscounted financial liabilities	6.98	-	-	-	6.98
Net undiscounted financial assets/(liabilities)	6,791.40	3,483.77	310.14	24.64	10,609.95

As at March 31, 2022 (Restated)	Less than 1 year	1-2 years	2-3 years	More than 3 years	Total
Non-derivatives					
Cash and cash equivalents	1.41	-	-	-	1.41
Trade receivables	181.30	-	-	-	181.30
Investments	9,590.71	-	-	28.90	9,619.61
Other financial assets	278.32	-	-	-	278.32
Total undiscounted financial assets	10,051.74	-	-	28.90	10,080.64
Non-derivatives					
Trade payables	3.19	-	-	-	3.19
Other financial liabilities	3.75	-	-	-	3.75
Total undiscounted financial liabilities	6.94	-	-	-	6.94
Net undiscounted financial assets/(liabilities)	10,044.80	-	-	28.90	10,073.70

As at April 01, 2021 (Restated)	Less than 1 year	1-2 year	2-3 year	More than 3 years	Total
Non-derivatives					
Cash and cash equivalents	160.33	-	-	-	160.33
Trade receivables	321.03	-	-	-	321.03
Investments	9,372.25	-	-	24.95	9,397.20
Other financial assets	201.37	-	-	-	201.37
Total undiscounted financial assets	10,054.98	-	-	24.95	10,079.93
Non-derivatives					
Trade payables	14.40	-	-	-	14.40
Other financial liabilities	0.97	-	-	-	0.97
Total undiscounted financial liabilities	15.37	-	-	-	15.37
Net undiscounted financial assets/(liabilities)	10,039.61	-	-	24.95	10,064.56

C) Market risk

Market risk is the risk of loss of future earnings, fair values or future cash flows related to financial instrument that may result from adverse changes in market rates and prices (such as foreign exchange rates, interest rates, other prices). The Company is exposed to market risk primarily related to interest rate risk and price risk.

a) Foreign currency risk

The Company does not have into any foreign currency denominated assets or liabilities as at March 31, 2023, March 31, 2022 and April 01, 2021. Accordingly, the Company is not exposed to foreign exchange risk.

b) Interest rate risk

Interest rate risk is the risk where the Company is exposed to the risk that fair value or future cash flows of its financial instruments will fluctuate as a result of change in market interest rates. Investment in Bonds held by the Company are at fixed rate of coupon and accordingly the Company does not perceive any interest rate risk.

c) Price risk

Exposure

The Company's exposure price risk arises from investments held and classified in the balance sheet either at fair value through other comprehensive income or at fair value through profit or loss. To manage the price risk arising from investments, the Company diversifies its portfolio of assets.

The fair value of investment in mutual funds is Rs. 954.58 lakhs, Rs. 2,090.71 lakhs and Rs. 4,372.25 lakhs as on March 31, 2023, March 31, 2022 and April 01, 2021 respectively. The Company is exposed to price risks arising from investment in mutual funds. The investments are made in acceptable funds, while optimizing the returns.

Note - 35

Capital management:

Equity share capital and other equity are considered for the purpose of Company's capital management. The Company's capital management objectives are:


- to ensure the Company's ability to continue as a going concern
- to comply with externally imposed capital requirement and maintain strong credit ratings
- to provide an adequate return to shareholders

The Company monitors capital on the basis of the carrying amount of equity less cash and cash equivalents as presented on the face of balance sheet.

The capital structure of the Company is based on management's judgement of its strategic and day-to-day needs with a focus on total equity so as to maintain investor, creditors and market confidence. The funding requirements are met through operating cash flows and other equity. The Company manages the capital structure and makes adjustments to it in the light of changes in economic conditions and the risk characteristics of the underlying assets. The Company may take appropriate steps in order to maintain, or if necessary adjust, its capital structure.

Particulars	As at March 31, 2023	As at March 31, 2022 (Restated)	As at April 01, 2021 (Restated)
Net debt*	-	-	-
Total equity	10,105.12	10,897.43	10,266.36
Net debt to equity ratio	-	-	-

* Net debt includes debt securities + borrowings other than debt securities + interest accrued - cash and cash equivalents.



Note - 36

Employee benefits:

Employee Benefits – Provident Fund, Employee State Insurance (ESIC), Gratuity and Compensated Absences disclosures as per Indian Accounting Standard (IndAS) 19 – Employee Benefits:

Defined contribution plans

Contributions are made to Government Provident Fund and Family Pension Fund, ESIC and other statutory funds which cover all eligible employees under applicable Acts. Both the employees and the Company make predetermined contributions to the Provident Fund and ESIC. The contributions are normally based on a certain proportion of the employee's salary. The Company has recognised an amount of Rs. Nil (March 31, 2022 Rs. Nil) in the Statement of Profit and Loss towards Employers contribution for the above mentioned funds.

Defined benefit plans

Provision for unfunded Gratuity and Compensated Absences for all employees is based upon actuarial valuations carried out at the end of every financial year. Major drivers in actuarial assumptions, typically, are years of service and employee compensation. Pursuant to the issuance of the Indian Accounting Standard (IndAS) 19 on 'Employee Benefits', commitments are actuarially determined using the 'Projected Unit Credit' Method. Gains and losses on changes in actuarial assumptions are accounted for in the Statement of Profit and Loss.

(A) Gratuity (non-funded)

Risks associated with plan provisions

Salary increases	Actual salary increases will increase the Plan's liability. Increase in salary increase rate assumption in future valuations will also increase the liability.
Investment risk	If Plan is funded then assets liabilities mismatch & actual investment return on assets lower than the discount rate assumed at the last valuation date can impact the
Discount rate	Reduction in discount rate in subsequent valuations can increase the plan's liability.
Mortality & disability	Actual deaths & disability cases proving lower or higher than assumed in the valuation can impact the liabilities.
Withdrawals	Actual withdrawals proving higher or lower than assumed withdrawals and change of withdrawal rates at subsequent valuations can impact Plan's liability.

(i) Amount recognised in the balance sheet is as under:

Particulars	As at March 31, 2023	As at March 31, 2022 (Restated)	As at April 1, 2022 (Restated)
Present value of obligation	5.97	4.39	2.31
Fair value of plan assets	-	-	-
Net obligation recognised in balance sheet as provision	5.97	4.39	2.31

(ii) Amount recognised in the statement of profit and loss is as under:

Particulars	For the year ended March 31, 2023	For the year ended March 31, 2022 (Restated)
Current service cost	1.59	1.36
Past service cost including curtailment gains/losses	-	-
Gains or Losses on Non routine settlements	-	-
Interest cost on defined benefit obligation	0.32	0.16
Interest income on plan assets	-	-
Net impact on profit (before tax)	1.91	1.52
Actuarial (gain)/loss recognised during the year	(0.33)	0.56
Amount recognised in the statement of profit and loss and other comprehensive income	1.58	2.08

(iii) Movement in the present value of defined benefit obligation recognised in the balance sheet is as under:


Particulars	For the year ended March 31, 2023	For the year ended March 31, 2022 (Restated)
Present value of defined benefit obligation as at the beginning of year	4.39	2.31
Current service cost	1.59	1.36
Interest cost	0.32	0.16
Past service cost including curtailment gains/losses	-	-
Benefits paid	-	-
Actuarial loss/(gain) on obligation	-	-
Actuarial (gain)/loss on arising from change in demographic assumption	-	-
Actuarial (gain)/loss on arising from change in financial assumption	(0.14)	-
Actuarial (gain)/loss on arising from experience adjustment	(0.19)	0.56
Present value of defined benefit obligation as at the end of the year	5.97	4.39

(iv) Major categories of plan assets (as percentage of total plan assets):

Particulars	For the year ended March 31, 2023	For the year ended March 31, 2022 (Restated)
Government of India Securities	-	-
State Government securities	-	-
High Quality Corporate Bonds	-	-
Equity Shares of listed companies	-	-
Property	-	-
Funds Managed by Insurer	-	-
Bank Balance	-	-
Total	-	-

(v) Movement in the plan assets recognised in the balance sheet is as under:

Particulars	For the year ended March 31, 2023	For the year ended March 31, 2022 (Restated)
Fair value of plan assets at beginning of year	-	-
Actual return on plan assets	-	-
Employer's contribution	-	-
Benefits paid	-	-
Fair value of plan assets at the end of the year	-	-



Note - 36
Employee benefits: (continued)

(vi) Actuarial assumptions

Particulars	For the year ended March 31, 2023	For the year ended March 31, 2022 (Restated)
Discounting rate	7.38	7.18
Future salary increase	5.00	5.00
Retirement age (years)	60.00	60.00
Withdrawal rate		
Up to 30 years	3.00	3.00
From 31 to 44 years	2.00	2.00
Above 44 years	1.00	1.00
Weighted average duration	15.66	15.66
Mortality rates inclusive of provision for disability -100% of IALM (2012-14) [March 31, 2022: 100% of IALM (2012-14)]		

Gratuity is payable to the employees on death or resignation or on retirement at the attainment of superannuation age. To provide for these eventualities, the Actuary has used Indian Assured Lives Mortality (2012-14) [March 31, 2022 (2012-14) and April 01, 2021 (2012-14)] Ultimate table.

(vii) Sensitivity analysis for gratuity liability

Particulars	For the year ended March 31, 2023	For the year ended March 31, 2022 (Restated)
Impact of the change in discount rate		
Present value of obligation at the end of the year	5.97	4.39
- Impact due to increase of 0.50 %	(0.35)	(0.27)
- Impact due to decrease of 0.50 %	0.38	0.32
Impact of the change in salary increase		
Present value of obligation at the end of the year	5.97	4.39
- Impact due to increase of 0.50 %	0.39	0.30
- Impact due to decrease of 0.50 %	(0.36)	(0.28)

Sensitivities due to mortality and withdrawals are not material and hence impact of change due to these is not calculated
Sensitivities as to rate of increase of pensions in payment, rate of increase of pensions before retirement and life expectancy are not applicable.

Maturity profile of defined benefit obligation	As at March 31, 2023	As at March 31, 2022 (Restated)
0 to 1 year	0.10	0.07
1 to 2 year	0.07	0.07
2 to 3 year	0.08	0.07
3 to 4 year	0.10	0.06
4 to 5 year	0.10	0.07
5 to 6 year	0.10	0.07
6 year onwards	5.42	3.98

The employer best estimate of contributions expected to be paid during the annual period beginning after the Balance Sheet date, towards Gratuity is Rs. 2.40 lakhs (March 31, 2022 Rs. 1.92 lakhs).

(B) Compensated absences (non-funded)

Risks associated with plan provisions


Salary increases	Actual salary increases will increase the Plan's liability. Increase in salary increase rate assumption in future valuations will also increase the liability.
Investment risk	If Plan is funded then assets liabilities mismatch & actual investment return on assets lower than the discount rate assumed at the last valuation date can impact the liability.
Discount rate	Reduction in discount rate in subsequent valuations can increase the plan's liability.
Mortality & disability	Actual deaths & disability cases proving lower or higher than assumed in the valuation can impact the liabilities.
Withdrawals	Actual withdrawals proving higher or lower than assumed withdrawals and change of withdrawal rates at subsequent valuations can impact Plan's liability.

(i) Amount recognised in the balance sheet is as under:

Particulars	As at March 31, 2023	As at March 31, 2022 (Restated)	As at April 1, 2022 (Restated)
Present value of obligation	-	2.26	0.84
Fair value of plan assets	-	-	-
Net obligation recognised in balance sheet as provision	-	2.26	0.84

(ii) Amount recognised in the statement of profit and loss is as under:

Particulars	For the year ended March 31, 2023	For the year ended March 31, 2022 (Restated)
Current service cost	-	1.13
Past service cost including curtailment gains/losses	-	-
Gains or Losses on Non routine settlements	-	-
Interest cost on defined benefit obligation	-	0.06
Interest income on plan assets	-	-
Actuarial gain/(loss) recognised during the year	-	0.23
Net impact on profit (before tax)	-	1.42



Note - 36

Employee benefits: (continued)

(iii) Movement in the present value of defined benefit obligation recognised in the balance sheet is as under:

Particulars	For the year ended March 31, 2023	For the year ended March 31, 2022 (Restated)
Present value of defined benefit obligation as at the beginning of year	2.26	0.84
Current service cost	-	1.13
Interest cost	-	0.06
Liabilities no longer required	(2.26)	-
Benefits paid	-	-
Actuarial loss/(gain) on obligation	-	-
Actuarial (gain)/loss on arising from change in demographic assumption	-	-
Actuarial (gain)/loss on arising from change in financial assumption	-	-
Actuarial (gain)/loss on arising from experience adjustment	-	0.23
Present value of defined benefit obligation as at the end of the year	-	2.26

(iv) Major categories of plan assets (as percentage of total plan assets):

Particulars	For the year ended March 31, 2023	For the year ended March 31, 2022 (Restated)
Government of India Securities	-	-
State Government securities	-	-
High Quality Corporate Bonds	-	-
Equity Shares of listed companies	-	-
Property	-	-
Funds Managed by Insurer	-	-
Bank Balance	-	-
Total	-	-


(v) Movement in the plan assets recognised in the balance sheet is as under:

Particulars	For the year ended March 31, 2023	For the year ended March 31, 2022 (Restated)
Fair value of plan assets at beginning of year	-	-
Actual return on plan assets	-	-
Employer's contribution	-	-
Benefits paid	-	-
Fair value of plan assets at the end of the year	-	-

(vi) Actuarial assumptions

Particulars	For the year ended March 31, 2023	For the year ended March 31, 2022 (Restated)
Discounting rate	-	7.18
Future salary increase	-	5.00
Retirement age (years)	-	60.00
Weighted average duration of PBO	-	15.66
Withdrawal rate	-	-
Up to 30 years	-	3.00
From 31 to 44 years	-	2.00
Above 44 years	-	1.00
Leave	-	-
Leave availment rate	-	5%
Leave lapse rate while in service	-	-
Leave lapse rate on exit	-	-
Leave encashment rate while in service	-	-

Mortality rates inclusive of provision for disability -100% of IALM (2012-14) [March 31, 2022: 100% of IALM (2012-14)]



(vii) Sensitivity analysis for liability for compensated absences

Particulars	For the year ended March 31, 2023	For the year ended March 31, 2022 (Restated)
Impact of the change in discount rate		
Present value of obligation at the end of the year	-	2.26
- Impact due to increase of 0.50 %	-	(0.11)
- Impact due to decrease of 0.50 %	-	0.18
Impact of the change in salary increase		
Present value of obligation at the end of the year	-	2.26
- Impact due to increase of 0.50 %	-	0.19
- Impact due to decrease of 0.50 %	-	(0.11)

Sensitivities due to mortality and withdrawals are not material and hence impact of change due to these is not calculated
 Sensitivities as to rate of increase of pensions in payment, rate of increase of pensions before retirement and life expectancy are not applicable.

(viii) Maturity profile of defined benefit obligation

Particulars	As at March 31, 2023	As at March 31, 2022 (Restated)
0 to 1 year	-	0.04
1 to 2 year	-	0.02
2 to 3 year	-	0.02
3 to 4 year	-	0.02
4 to 5 year	-	0.04
5 to 6 year	-	0.04
6 year onwards	-	2.08

The employer best estimate of contributions expected to be paid during the annual period beginning after the Balance Sheet date, towards Compensated Absences is Rs. Nil (March 31, 2022 Rs. 1.17 lakhs).

The Indian Parliament has approved the Code on Social Security, 2020 which would impact the contributions by the company towards Provident Fund and Gratuity. The Ministry of Labour and Employment has released draft rules for the Code on Social Security, 2020 on November 13, 2020, and has invited suggestions from stakeholders which are under active consideration by the Ministry. The Company will assess the impact and its evaluation once the subject rules are notified and will give appropriate impact in its financial statements in the period in which the Code becomes effective and the related rules to determine the financial impact are published.

Note - 37


Segment reporting:

a) The Company operates in a single operating segment of acting as an investment manager to and providing asset management services to Indiabulls Mutual Fund ("the Fund") (including providing administrative services to the Fund and to the Trustee Company). Accordingly, there are no separate reportable segments as per IND-AS 108 dealing with Operating Segment. No further disclosures are required in respect of reportable segments, other than those already provided in the financial statements. Prior to the Scheme of Arrangement becoming effective, the Company also provided portfolio management & advisory services to clients.

b) Operating segments are reported in a manner consistent with the internal reporting provided to the chief operating decision maker (CODM). The CODM's function is to allocate the resources of the entity and assess the performance of the operating segment of the Company.

c) All assets of the Company are domiciled in India

d) There is only one customer contributing in excess of 10% of the total revenue of the Company



Employees Stock Options Plans of Indiabulls Housing Finance Limited ("IHFL"):

(b) Grants During the Year:

1. The Nomination and Remuneration Committee of the Holding Company has, at its meeting held on April 26, 2022, granted under the "Indiabulls Housing Finance Limited Employees Stock Option Scheme - 2013 or IHFL ESOS - 2013", 10,800,000 Stock Options representing an equal number of equity shares of face value of Rs. 2 each at an exercise price of Rs. 132.85 per share, which is the latest available closing market price on the National Stock Exchange of India Limited, as on April 25, 2022. The Stock Options so granted, shall vest within 1 year beginning from April 27, 2022 or thereafter, as may be decided by Nomination and Remuneration Committee of the Holding Company.

2. The Nomination and Remuneration Committee of the Holding Company has, at its meeting held on July 19, 2022, granted under the "Indiabulls Housing Finance Limited Employees Stock Option Scheme - 2013 or IHFL ESOS - 2013", 15,500,000 Stock Options representing an equal number of equity shares of face value of Rs. 2 each at an exercise price of Rs. 96 per share (against Rs. 95.70, which is the latest available closing market price on the National Stock Exchange of India Limited, as on July 18, 2022). These options shall vest on July 20, 2023 or thereafter, as may be decided by Nomination and Remuneration Committee of the Holding Company.

3. The Nomination and Remuneration Committee of the Holding Company has, at its meeting held on October 13, 2022, granted under the "Indiabulls Housing Finance Limited Employees Stock Option Scheme - 2013 or IHFL ESOS - 2013", 6,400,000 Stock Options representing an equal number of equity shares of face value of Rs. 2 each at an exercise price of Rs. 130 per share (against Rs. 129.70, which is the latest available closing market price on the National Stock Exchange of India Limited, as on October 12, 2022). These options shall vest on October 14, 2023 or thereafter, as may be decided by Nomination and Remuneration Committee of the Holding Company.

(b) Employee Stock Benefit Scheme 2019 ("Scheme"):

The Scheme has been adopted and approved pursuant to: (a) a resolution of the Board of Directors of INDIABULLS HOUSING FINANCE LIMITED at its meeting held on November 6, 2019, and (b) a special resolution of the shareholders of the Holding Company passed through postal ballot on December 23, 2019, result of which were declared on December 24, 2019

This Scheme comprises:

- a. INDIABULLS HOUSING FINANCE LIMITED Employees Stock Option Plan 2019 ("ESOP Plan 2019")
- b. INDIABULLS HOUSING FINANCE LIMITED Employees Stock Purchase Plan 2019 ("ESP Plan 2019")
- c. INDIABULLS HOUSING FINANCE LIMITED Stock Appreciation Rights Plan 2019 ("SARs Plan 2019")

In accordance with the ESOP Regulations, the Holding Company had set up Indiabulls Housing Finance Limited Employee Welfare Trust (Trust) for the purpose of implementation of ESOP Scheme. The Scheme is administered through ESOP Trust, whereby shares held by the ESOP Trust are transferred to the employees, upon exercise of stock options as per the terms of the Scheme

(iii) (a) The other disclosures in respect of the ESOS / ESOT Schemes are as under:-

Particulars	IHFL-IBFSL Employee Stock Option - 2008	IHFL ESOS - 2013	IHFL ESOS - 2013	IHFL ESOS - 2013	IHFL-IBFSL Employee Stock Option - 2008	IHFL-IBFSL Employee Stock Option - 2008	IHFL-IBFSL Employee Stock Option - 2008	IHFL-IBFSL Employee Stock Option - 2008	IHFL-IBFSL Employee Stock Option - 2008	IHFL-IBFSL Employee Stock Option - 2008	IHFL-IBFSL Employee Stock Option - 2008	IHFL ESOS - 2013	IHFL ESOS - 2013	IHFL ESOS - 2013	IHFL ESOS - 2013	IHFL ESOS - 2013	
Total Options under the Scheme	7,500,000	39,000,000	39,000,000	39,000,000	N/A	N/A	N/A	N/A	N/A	N/A	N/A	39,000,000	39,000,000	39,000,000	39,000,000	39,000,000	
Total Options issued under the Scheme	7,500,000	10,500,000	12,500,000	10,000,000	N/A	N/A	N/A	N/A	N/A	N/A	N/A	10,800,000	15,500,000	15,500,000	15,500,000	6,400,000	
Vesting Period and Percentage	Ten years, 15% First year, 10% for next eight years and 3% in last year	Five years, 20% each year	Three years, 33.33% each year	Five years, 20% each year	N/A	N/A	N/A	N/A	N/A	N/A	N/A	One year, 100% in first year	One year, 100% in first year	One year, 100% in first year	One year, 100% in first year	One year, 100% in first year	
First Vesting Date	8th December, 2009	12th October, 2015	5th October, 2021	10th March, 2020	31st December, 2010	16th July, 2011	27th August, 2010	11th January, 2012	11th January, 2012	27th August, 2010	10th August, 2010	27th April, 2023	27th April, 2023	27th April, 2023	27th April, 2023	27th April, 2023	14th October, 2023
Revised Vesting Period & Percentage	N/A	N/A	N/A	N/A	Ten years, 10% for every year	Ten years, 10% for every year	Ten years, 10% for every year	Ten years, 10% for every year	Ten years, 10% for every year	Ten years, 10% for every year	Ten years, 10% for every year	N/A	N/A	N/A	N/A	N/A	N/A
Exercise Price (Rs.)	95.95	394.75	200.00	702.00	125.90	158.50	95.95	153.65	153.65	100.00	100.00	152.85	96.00	96.00	96.00	96.00	130.00
Exercise Period	5 years from each vesting date	5 years from each vesting date	5 years from each vesting date	5 years from each vesting date	5 years from each vesting date	5 years from each vesting date	5 years from each vesting date	5 years from each vesting date	5 years from each vesting date	5 years from each vesting date	5 years from each vesting date	5 years from each vesting date	5 years from each vesting date	5 years from each vesting date	5 years from each vesting date	5 years from each vesting date	5 years from each vesting date
Outstanding at the beginning of the year (Nos.)	14,332	3,241,556	3,418,000	3,064,800	7,290	30,880	39,500	0	0	21,900	21,900	10,800,000	15,500,000	15,500,000	15,500,000	15,500,000	6,400,000
Grant Addition	N/A	N/A	N/A	N/A	N/A	N/A	N/A	N/A	N/A	N/A	N/A	N/A	N/A	N/A	N/A	N/A	N/A
Regain Date	N/A	N/A	N/A	N/A	December 31, 2009	July 16, 2010	August 27, 2009	January 11, 2011	January 11, 2011	August 27, 2009	August 27, 2009	April 26, 2022	April 26, 2022	April 26, 2022	April 26, 2022	April 26, 2022	October 13, 2022
Options vested during the year (Nos.)	-	-	-	-	-	-	-	-	-	-	-	-	-	-	-	-	-
Expired during the year (Nos.)	-	-	-	-	-	-	-	-	-	-	-	-	-	-	-	-	-
Cancelled during the year	-	-	-	-	-	-	-	-	-	-	-	-	-	-	-	-	-
Expire during the year	3,375	3,324,556	3,418,000	3,064,800	6,750	N/A	N/A	N/A	N/A	N/A	N/A	700,000	350,000	350,000	350,000	350,000	350,000
Re-vested during the year	-	-	-	-	-	-	-	-	-	-	-	-	-	-	-	-	-
Outstanding at the end of the year (Nos.)	10,957	-	-	-	540	30,880	39,500	0	0	21,900	21,900	10,800,000	15,500,000	15,500,000	15,500,000	15,500,000	6,400,000
Exercise price at the end of the year (Nos.)	10,957	-	-	-	540	30,880	39,500	0	0	21,900	21,900	10,800,000	15,500,000	15,500,000	15,500,000	15,500,000	6,400,000
Remaining contractual Life (Weighted Months)	7	-	-	-	9	22	17	17	17	17	17	61	64	64	64	64	66

N/A - Not Applicable



Note - 38
Employee Stock Option Plans of Indiabulls Housing Finance Limited ("the Holding Company" - "IHFL") (continued)

The details of the Fair value of the options as determined by an Independent firm of Chartered Accountants, for the respective plans using the Black-Scholes Merton Option Pricing Model:-

Particulars	IHFL - IBFSL Employee Stock Option - 2008 Regrant	IHFL - IBFSL Employee Stock Option - 2008 Regrant	IHFL - IBFSL Employee Stock Option - 2006-2006 Regrant	IHFL - IBFSL Employee Stock Option Plan II - 2006- Regrant	IHFL - IBFSL Employee Stock Option - 2008 Regrant	IHFL ESOS - 2013 (Grant 1)	IHFL ESOS - 2013 (Grant 2)	IHFL ESOS - 2013 (Grant 4)	IHFL - IBFSL Employee Stock Option - 2013	IHFL - IBFSL Employee Stock Option - 2013	IHFL - IBFSL Employee Stock Option - 2013
Exercise price (Rs.)	125.90	158.30	95.95	100.00	153.65	95.95	394.75	1,156.30	152.85	96.00	130.00
Expected volatility*	99.61%	99.60%	75.57%	75.57%	99.60%	97.00%	46.10%	33.90%	53.00%	53.00%	53.00%
Expected forfeiture percentage on each vesting date	Nil	Nil	Nil	Nil	Nil	Nil	Nil	Nil	Nil	Nil	Nil
Option Life (Weighted Average)	9.80 Years	9.80 Years	9.80 Years	9.80 Years	9.80 Years	11 Years	5 Years	3 Years	1 Year	1 Year	1 Year
Expected Dividends yield	3.17%	3.88%	4.09%	4.50%	2.88%	4.63%	10.00%	7.63%	0.00%	0.00%	0.00%
Weighted Average Fair Value (Rs.)	83.48	20.34	106.31	108.06	84.93	53.02	89.76	260.12	35.3	32.5	30
Risk Free Interest rate	7.97%	7.63%	7.80%	7.80%	7.63%	6.50%	8.37%	6.51%	5.47%	6.23%	6.23%

* The expected volatility was determined based on historical volatility data.


(b) The Holding Company has established the "Pragati Employee Welfare Trust" ("Pragati - EWT") (earlier known as Indiabulls Housing Finance Limited - Employees Welfare Trust" (IHFL - EWT)) for the implementation and management of its employees benefit scheme viz. the "Indiabulls Housing Finance Limited - Employee Stock Benefit Scheme - 2019" (Scheme), for the benefit of the employees of the Holding Company and its subsidiaries. Pursuant to Regulation 3(12) of the SEBI (Share Based Employee Benefits) Regulations, 2014, the shares in Trust have been appropriated towards the Scheme for grant of Share Appreciation Rights (SARs) to the employees of the Holding Company and its subsidiaries as permitted by SEBI. The other disclosures in respect of the SARs are as under:-

Particulars	IHFL ESOS - 2012
Total Options under the Scheme	17,000,000
Total Options vested under the Scheme	17,000,000
Vesting Period and Percentage	Three years 33.33% each year
First Vesting Date	10th October, 2021
Exercise Price (Rs.)	Rs. 225 First Year, Rs. 275 Second Year, Rs. 300 Third Year
Exerciseable Period	5 years from each vesting date
Outstanding at the beginning of the year (Nos.)	N/A
Regrant Addition	N/A
Options vested during the year (Nos.)	5,666,666
Expired during the year (Nos.)	-
Cancelled during the year	-
Lapsed during the year	-
Re-granted during the year	-
Outstanding at the end of the year (Nos.)	17,000,000
Exerciseable at the end of the year (Nos.)	11,333,333
Remaining contractual Life (Weighted Months)	54

The details of the Fair value of the options as determined by an Independent firm of Chartered Accountants, for the respective plans using the Black-Scholes Merton Option Pricing Model:-

Particulars	IHFL ESOS - 2019
Exercise price (Rs.)	Rs. 225 First Year, Rs. 275 Second Year, Rs. 300 Third Year
Expected volatility*	0.40
Expected forfeiture percentage on each vesting date	Nil
Option Life (Weighted Average)	1 Year for first Vesting, 2 years for second Vesting and 3 years for third Vesting
Expected Dividends yield	-
Weighted Average Fair Value (Rs.)	9.25 for First Year, 13.20 for Second Year and 19.40 for third year
Risk Free Interest rate	0.06

* The expected volatility was determined based on historical volatility data.



Note - 39

Related party disclosures:

(a) Names of related parties identified in accordance with IND AS -24 "Related Party Disclosures" (with whom there were transactions during the year)

The Company's principal related parties consist of its holding company, Indiabulls Housing Finance Limited and its subsidiaries, affiliates and key managerial personnel. The Company's material related party transactions and outstanding balances are with related parties with whom the Company routinely enter into transactions in the ordinary course of business.


Description of relationship	Names of related parties
(i) Where control exists	
Holding Company	Indiabulls Housing Finance Limited
	Indiabulls Insurance Advisors Limited
Fellow Subsidiary Companies (including step down subsidiaries)/ Entities under common control	Nilgiri Investmat Services Limited (formerly Nilgiri Financial Consultants Limited) (Subsidiary of Indiabulls Insurance Advisors Limited)
	Indiabulls Advisory Services Limited
	Indiabulls Asset Holding Company Limited
	Indiabulls Sales Limited
	Indiabulls Commercial Credit Limited (Formerly known as Indiabulls Infrastructure Credit Limited)
	Indiabulls Asset Management Mauritius (with effect from July 18,2016 up to July 20, 2022) (Subsidiary of Indiabulls Commercial Credit Limited)
	Indiabulls Capital Services Limited
	Indiabulls Trustee Company Limited
	Indiabulls Collection Agency Limited
	IBHFL Lender Repayment Trust (with effect from August 17,2017)
	Indiabulls Investment Management Limited (formerly Indiabulls Venture Capital Management Company Limited) (Subsidiary of Indiabulls Holdings Limited)
	Indiabulls Holdings Limited
	ICCL Lender Repayment Trust (with effect from April 02, 2018)
	Pragati Employee Welfare Trust (with effect from December 03, 2019) (Formerly known as Indiabulls Housing Finance Limited - Employees Welfare Trust)
	(ii) Other related parties
Key Management Personnel	Mr. Girish Chandra Srivastava – Director (up to May 17,2021)
	Mr. Veekesh Suresh Gandhi--Whole time Director and Chief Executive Officer (up to July 6, 2020)
	Mr. Ajai Kumar-Director
	Ms. Preetinder Virk-Director
	Mr. Ambar Maheshwari - Whole time Director and Chief Executive Officer (w.e.f July 17, 2020)
	Mr. Satish Virmani-Chief Financial Officer (up to June 25,2021)
	Mr. Parth Arvind Muria -Chief Financial Officer (with effect from June 25 ,2021)
	Mr. Shyam Lal Bansal - Director (with effect from May 10, 2021)
Mrs. Ritu Kaushik-Company Secretary (with effect from January 15, 2020)	

(b) The nature and volume of transactions carried out with the above related parties in the ordinary course of business are as follows :

(i) Significant transactions with related parties:

Nature of Transactions	Holding company	Fellow Subsidiary Companies	Key Management Personnel	Total
Finance				
Unsecured Loan given (Maximum balance outstanding at any time during the year)	2,300.00	-	200.00#	2,500.00
Repayment received of Unsecured Loan given (Maximum balance outstanding at any time during the year)	2,300.00	-	-	2,300.00
Difference in asset and liabilities transferred to resulting Company due to Scheme of Arrangement	-	1,020.59	-	1,020.59
	-	1,072.67	-	1,072.67
Investments				
Investment in NCD	310.14	-	-	310.14
	-	-	-	-
Income				
Interest income on Loan given	1.89	-	-	1.89
	-	-	-	-
Interest income on NCD/Bond	11.14	-	-	11.14
	-	-	-	-
Expenses				
Managerial remuneration*	-	-	367.20	367.20
	-	-	271.42	271.42
Director's sitting fee	-	-	20.27	20.27
	-	-	8.18	8.18

Restated Previous year figures stated in italics




Indiabulls Asset Management Company Limited
Notes to the financial statements for the year ended March 31, 2023
All amounts in Rs. Lacs, unless otherwise stated

(ii) Statement of material transactions:

Particulars	For the year ended March 31, 2023	For the year ended March 31, 2022 (Restated)
Finance		
Unsecured Loan given (Maximum balance outstanding at any time during the year)		
Indiabulls Housing Finance Limited	2,300.00	-
Mr. Ambar Maheshwari#	200.00	-
Unsecured Loan given received back (Maximum balance outstanding at any time during the year)		
Indiabulls Housing Finance Limited	2,300.00	-
Difference of asset and liabilities transferred to resulting Company due to scheme of arrangements		
Indiabulls Investment Management Limited	1,020.59	1,072.67
Investments		
Investment in NCD		
Indiabulls Housing Finance Limited	310.14	-
Income		
Interest income on Loan given		
Indiabulls Housing Finance Limited	1.89	-
Interest income on NCD/Bond		
Indiabulls Housing Finance Limited	11.14	-
Expenses		
Managerial remuneration#		
Mr. Ambar Maheshwari	367.20	271.42
Director's sitting fee		
Mr. Shyam Lal Bansal	10.14	3.82
Mr Ajai Kumar	10.13	4.36

#During the year ended March 31, 2023, unsecured loan of Rs. 200.00 lakhs given and managerial remuneration of Rs. 367.20 lakhs paid to Mr. Ambar Maheshwari (Whole time director & CEO) transferred to Indiabulls Investment Management Limited in accordance with the Scheme of Arrangement (As per Note No.28).

(this space has intentionally been left blank)



Note - 39

Related party disclosures: (continued)

*The remuneration of Key Managerial Personnel included in various schedules to the Statement of Profit and Loss is as under:

Particulars	For the year ended March 31, 2023 ##	For the year ended March 31, 2022 (Restated)
Short Term Employee Benefit Expense	365.05	270.25
Post employment benefits - Gratuity	-	(0.38)
Other long term employee benefits - compensated absences	2.15	1.55
Total	367.20	271.42

* Remuneration paid for the financial year ended March 31, 2023 in excess of the limits specified under Section 197 and 198 of the Companies Act, 2013 was approved by the members of the Company at their extra-ordinary general meeting held on October 31, 2022. Remuneration paid for the financial year ended March 31, 2022 in excess of the limits specified under Section 197 and 198 of the Companies Act, 2013 was approved by the members of the Company at their extra-ordinary general meeting held on May 06, 2022.

##During the year ended March 31, 2023, managerial remuneration of Rs. 367.20 lakhs paid to Mr. Ambar Maheshwari (Whole time director & CEO) was transferred to Indiabulls Investment Management Limited in accordance with the Scheme of Arrangement (As per Note No.28).

(iii) Balances outstanding at year end:

Particulars	March 31, 2023	March 31, 2022 (Restated)	April 01, 2021 (Restated)
Unsecured Loan given (Maximum balance outstanding at any time during the year)			
- Mr. Ambar Maheshwari#	200.00	-	-
Investments			
Investment in NCD/bonds of:			
- Indiabulls Housing Finance Limited Limited	310.14	-	-
Other financial assets			
Interest accrued on NCD/bonds:			
- Indiabulls Housing Finance Limited Limited	11.14	-	-

#Balance of Rs. 200.00 lakhs outstanding as at March 31, 2023 transferred to Indiabulls Investment Management Limited in accordance with the Scheme of Arrangement (As per Note No.28).

In accordance with Ind AS 24, disclosures in respect of transactions with identified related parties are given only for such period during which such relationships existed. Related Party relationships are given above are as identified by the Company and relied upon by the Auditors. All Related Party Transactions entered during the year were in ordinary course of the business and are on arm's length basis.

Note - 40

Earnings per share:

Particulars	For the year ended March 31, 2023	For the year ended March 31, 2022 (Restated)
Net Profit(loss) for the year (Rs. In lakhs)	234.85	628.53
Weighted average number of equity shares for computation of Basic EPS	100,000,000	100,000,000
Basic earnings per share (In Rs.)	0.23	0.63
Weighted average number of equity shares for computation of Diluted EPS	100,000,000	100,000,000
Diluted earnings per share (In Rs.)	0.23	0.63

Note - 41

(i) The Company has not received any funds from any person(s) or entity(ies), including foreign entities (Funding Party) with the understanding (whether recorded in writing or otherwise) that the Company shall;

- (a) directly or indirectly lend or invest in other persons or entities identified in any manner whatsoever by or on behalf of the Company (Ultimate Beneficiaries) or
(b) provide any guarantee, security or the like to or on behalf of the Ultimate Beneficiaries.

(ii) The Company has not advanced or loaned or invested any funds from any person(s) or entity(ies), including foreign entities (Intermediaries) with the understanding (whether recorded in writing or otherwise) that the Intermediaries shall;

- (a) directly or indirectly lend or invest in other persons or entities identified in any manner whatsoever by or on behalf of the Company (Ultimate Beneficiaries) or
(b) provide any guarantee, security or the like to or on behalf of the Ultimate Beneficiaries.

Note - 42

There are no proceedings initiated or pending against the Company for holding any benami property under the Benami Transactions (Prohibition) Act, 1988 (45 of 1988) during the year ended March 31, 2023 (March 31, 2022 Rs. Nil and April 01, 2021 Rs. Nil).

Note - 43

The Company has not taken any borrowings from banks or financial institutions on the basis of security of current assets during the year ended March 31, 2023 (March 31, 2022 Rs. Nil and April 01, 2021 Rs. Nil).

The Company has not been declared a wilful defaulter by any bank or financial institution or other lender during the year (March 31, 2022 Rs. Nil and April 01, 2021 Rs. Nil).

Note - 44

The Company has not entered into any transactions with companies struck off under section 248 of the Companies Act, 2013 or section 560 of Companies Act, 1956 during the year ended March 31, 2023 (March 31, 2022 Rs. Nil and April 01, 2021 Rs. Nil).

Note - 45

There are no charges or satisfaction required to be registered by the Company with Registrar of Companies by the Company during the year (March 31, 2022 Rs. Nil and April 01, 2021 Rs. Nil).

Note - 46

The Company did not enter into any transactions which are not recorded in the books of accounts and has been surrendered or disclosed as income during the year in the tax assessments under the Income Tax Act, 1961 (March 31, 2022 Rs. Nil and April 01, 2021 Rs. Nil).

Note - 47


The Company has not traded or invested in crypto currency or virtual currency during the financial year ended March 31, 2022 (March 31, 2022 Rs. Nil and April 01, 2021 Rs. Nil).

Note - 48

Analytical Ratios:

Ratio	Numerator	Denominator	March 31, 2023	March 31, 2022	Variance %	Remarks
Capital to risk-weighted assets ratio (CRAR)*	-	-	-	-	-	
Tier I CRAR*	-	-	-	-	-	
Tier II CRAR*	-	-	-	-	-	
Liquidity Coverage Ratio (no. of times)	Total Financial Assets (within 12 month)	Total Liabilities (within 12 months)	15.09	113.78	-87%	Impact of Scheme of Arrangement

* Since the Company is not in the lending business, it does not have any credit exposure. Hence, these ratios are not applicable to the Company.



Note - 49


Prior period figures have been regrouped, wherever necessary, to conform to the current period presentation.

As per our report of even date

For Ajay Sardana Associates
Chartered Accountants
Firm Registration No.016827N



Rahul Mukhi
Partner
Membership No 099719
New Delhi, April 22, 2023



For and on behalf of the Board of Directors of
Indiabulls Asset Management Company Limited



Anil Maheshwari
Whole time Director
DIN : 08560996
Mumbai, April 22, 2023



Ritu Kaushik
Company Secretary
Mumbai, April 22, 2023



Shivani Lal Bansal
Director
DIN : 02910086
Mumbai, April 22, 2023



Pankaj Arvind Muria
Chief Financial Officer
Mumbai, April 22, 2023

